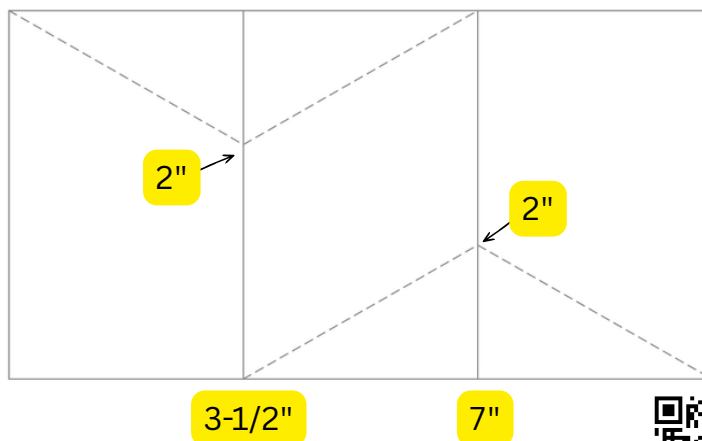




SUMMER HAPPINESS MIURA FOLD CARDS

MEASUREMENTS

- **Cardbase:** 10-1/2" x 5-1/2" Score at 3-1/2" & 7"
 - Mark down 2" from the first scoreline, then score diagonally from the mark to the upper section corner.
 - Mark up 2" from the second scoreline, then score diagonally from the mark to the upper section corner.
- **Designer Paper for the 3 panels:**
 - Larger Panels: (3) 5-1/4" x 3-1/4"
 - For the left panel mark up 2" from the bottom left, cut from the bottom right corner to the mark.
 - For the right panel mark down 2" from the top right, cut from the left top corner to the mark.
 - For the center panel:
 - Mark down 2" from the top left, cut from the right top corner to the mark.
 - Mark up 2" from the bottom right, cut from the lower left corner to the mark.
 - Smaller Panels: (4) 3-1/4" x 1-3/4"
 - Cut diagonally to match the pop outs direction. You will need to for the top and 2 for the bottom.
- **Kickstand Back Panel** (this will help if stand and give you more room to write)
 - 5-1/2" x 3-1/2" Cardstock in the same color as the cardbase
 - 5-1/4" x 3-1/4" White backing
 - Attach to back of card.



Violet Dreams Muira Fold Set

Tami White
tami@stampwithtami.com
www.stampwithtami.com



DECORATE THE CARD

- Stamp the words in Versamark ink on Black scrap. Pour white emboss powder over the top and Heat Emboss.
- Hand cut the words out with Paper Snips.
- Attach a strip of white cardstock to the back of the Washi Tape.
- Using the Stampin Cut & Emboss Machine cut out the images from the Washi Tape.

ASSEMBLY

- Attach the designer paper layers to the card base.
- Attach the kickstand to the back of the card base.
- Attach the words with Stampin' Dimensionals.
- Attach the die cut images.



Summer Happiness Miura Fold

Tami White
 tami@stampwithtami.com
 www.stampwithtami.com



Summer Happiness Bundle (English) - 168124




Summer Happiness Washi Tape - 168125



VersaMark Pad - 102283




Basics Wow! Embossing Powder - 165679




Beach Boardwalk 12" X 12" (30.5 X 30.5 Cm) Designer Series Paper - 166820



Coastal Cabana 8-1/2" X 11" Cardstock - 131297



Basic White 8-1/2" X 11" Cardstock - 166780



Basic Black 8-1/2" X 11" Cardstock - 121045



Paper Trimmer - 152392



Heat Tool - 129053



Stampin' Cut & Emboss Machine - 149653



Stampin' Seal - 152813



Stampin' Dimensionals - 104430

