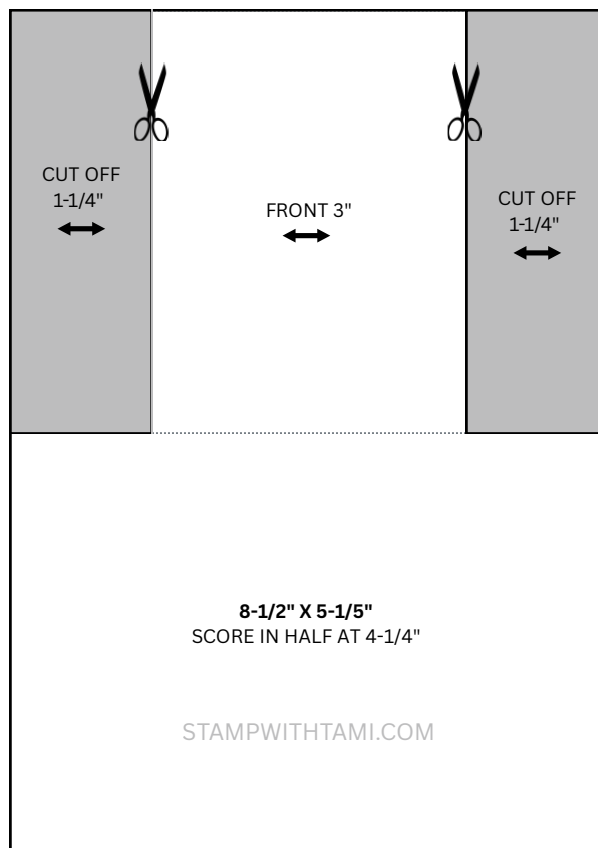




### LAKESIDE RETREAT CENTER FLAP FOLD CARDS

See video class on my blog post for the card fold



### CENTER POP UP

- **Misty Moonlight Cardbase:** 11" x 8-1/2" Score 4-1/4"
  - Cut in 1-1/4" on either side of the front.
- **Gray Granite Mats:** 5-3/8" x 4-1/8", 2-7/8" x 4-1/8"
- **Print Paper:** Front - 4" x 2-3/4" & Sides - (2) 4" x 1-1/2"
- **Basic White:** 2-5/8" x 3-7/8"

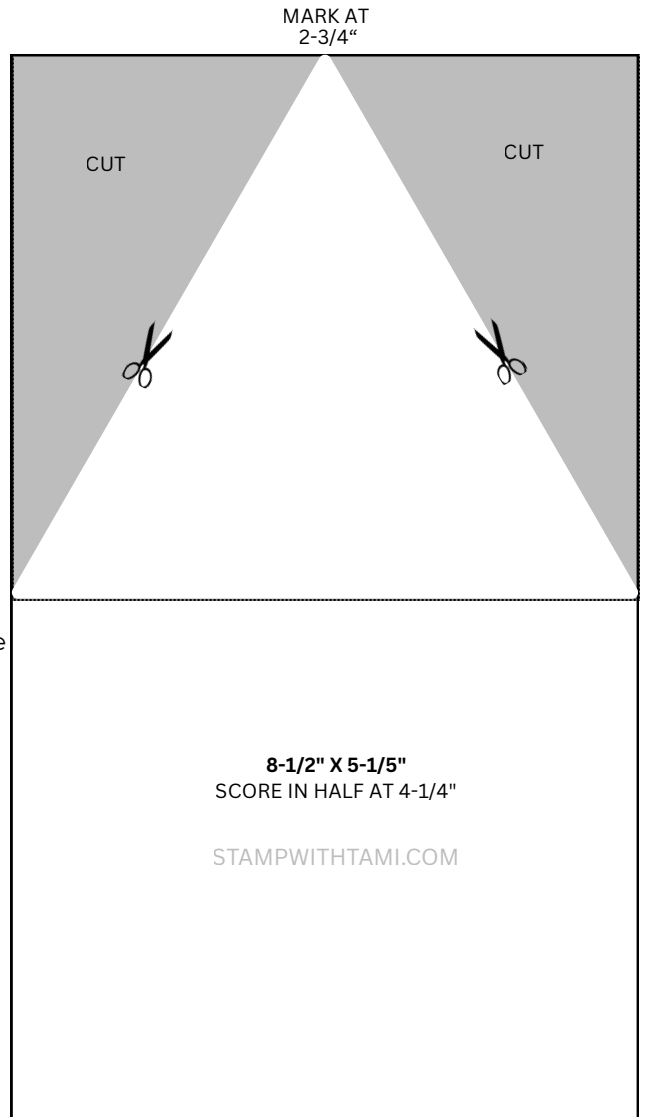
### INSTRUCTIONS

- Stamp the words in Gray Granite on the label from the kit and flower on the inside white.
- Assemble the card with Seal Adhesive and Stampin' Dimensionals.
- Attach Moody Dots.



# Lakeside Retreat Flap Fun Folds

Tami White  
tami@stampwithtami.com  
www.stampwithtami.com



## ARROW CENTER POP UP

- **Misty Moonlight Cardbase:** 11" x 8-1/2" Score 4-1/4"
  - Mark the center of the top at 2-3/4"
  - Cut from the middle score to the mark on both sides.
- **Print Paper for front & White Inside:** 5-1/4" x 4"
  - Mark long side at 2-5/8" on the long side and cut from the top corners to the mark.
- **Wood Print:** 5-3/8" x 1-1/2"

## INSTRUCTIONS

- Stamp the words in Versamark on Misty Moonlight scrap and heat emboss in white.
- Stamp words and gulls on the inside white layer.
- Cut small V shaped notches on the top of the wood pattern strip to give the effect of a fence.
- Using the Banner die from Stylish Shape die cut the words and a white banner.
- Cut the white banner in 1/2 and layer under the word banner.
- Assemble the card with Seal Adhesive and Stampin' Dimensionals.



REPRESENTING DESIGNER  
PAPER AND MAT CUTS



# Lakeside Retreat Center Flap Fold

Tami White  
 tami@stampwithtami.com  
 www.stampwithtami.com



Lakeside Retreat  
 Paper Pumpkin  
 Refill 171464



Paper Pumpkin  
 Subscription -  
 166815



Gray Granite  
 Classic Stampin'  
 Pad - 147118



Basic Black Hybrid  
 Stampin' Pad -  
 166648



Pumpkin Pie  
 Stampin' Blends  
 Combo Pack -  
 154897




Balmy Blue  
 Stampin' Blends  
 Combo Pack -  
 154830



Waterside Retreat  
 12" X 12" Designer  
 Series Paper -  
 167920



Misty Moonlight 8-  
 1/2" X 11"  
 Cardstock -  
 153081




Basic White 8-1/2"  
 X 11" Cardstock -  
 166780



Gray Granite 8-  
 1/2" X 11"  
 Cardstock -  
 146983



Linen Thread -  
 104199



Moody Palette  
 Glossy Dots -  
 167180



Loose Anchor  
 Trinkets - 167931



Stylish Shapes  
 Dies - 159183



Paper Trimmer -  
 152392



Stampin' Cut &  
 Emboss Machine -  
 149653



Stampin' Seal -  
 152813



Stampin'  
 Dimensionals -  
 104430

