



VIRTUAL CARD RETREAT ALTERNATE  
 SEE VIDEO FOR FOLD ON MY BLOG POST

### Card Base #1 Cuts

- Cloud Cover: 11" x 4-1/4"
  - Score at 2-1/4" & 5-1/2"
  - On the short side cut 1" from the top and bottom to the short score line and remove section. See template / video for help.
- Secret Sea Mats: 5-1/8" x 4-3/8", (2) 4-3/8" x 2-1/8"
- Designer Paper: Olive 5-1/4" x 4", (2) 4-1/4" x 2"

### Card Base #2 & Inside Panel Cuts

- Cloud Cover: (2) 4-1/2" x 2-1/4"
- Secret Sea Mats: (2) 4-3/8" x 2-1/8"
- Basic White (2) 4-1/4" x 2"

*The die cuts, designer paper, 2 tone olive white cardstock and dots are all from the retreat kit.*


### INSTRUCTIONS

- Stamp with words on the front and inside white layers.
- Stamp the flowers and leaves on die cuts from the kit.
- Color the flowers with Stampin' Blends Markers.
- Cut and score all of the paper.
- Assemble the card stock and designer paper panels and to the card bases.
- Attach the 2 cardbases together.
- Finish assembling the card with Seal Adhesive and attach dots.

### TEMPLATE

#### Cardbase #1

See measurements above



Cardbase #2 Front Swing  
 See measurements above



# Virtual Retreat Inside Out Card

Tami White  
tami@stampwithtami.com  
www.stampwithtami.com



2026 Virtual Card Making Retreat  
(English) - 170023



Tuxedo Black  
Memento Ink Pad -  
132708



Petal Pink  
Stampin' Blends  
Combo Pack -  
154893



Calypso Coral  
Stampin' Blends  
Combo Pack -  
154881




Darling Duckling  
Stampin' Blends  
Combo Pack -  
165288



Old Olive Stampin'  
Blends Combo  
Pack - 154892




Cloud Cover  
Stampin' Blends  
Combo Pack -  
165287



Moody Palette  
Glossy Dots -  
167180




Cloud Cover 8-1/2"  
X 11" Cardstock -  
165621



Secret Sea 8-1/2"  
X 11" Cardstock -  
165624



Old Olive 8-1/2" X  
11" Cardstock -  
100702



Basic White 8-1/2"  
X 11" Cardstock -  
166780



Stampin' Seal -  
152813

