



## TRUE BLUE FLORALS KITE POP UP CARD

SEE VIDEO ON MY BLOG POST FOR THE FOLD

### CARD BASE CUTS

- Balmy Blue Pink Card Base: 11" x 4-1/4" score in half
- Designer Paper Background: 5-1/4" x 4"
- Basic White Inside: 5" x 3-3/4"

### KITE CUTS AND FOLDS

- Balmy Blue Kite Pop Up Fold Mechanism: 10" x 4"
  - See diagram below for folding

### 4 Panel Cuts

- Night of Navy Front Kite Frames:
  - 2-3/4" x 1-3/4"
  - 1-3/4" x 1-3/4"
  - Cut both diagonally
- Pattern Paper Front Kite Panels:
  - 2-1/2" x 1-1/2"
  - 1-1/2" x 1-1/2"
  - Cut both diagonally

### Solid Inside Diamond Panels

- Basic White Inside Kite Shaped Frame: 4-1/2" x 3-1/2"
  - Mark long side 2-3/4" and short side 1-3/4"
  - Cut mark to mark to create the kite shape

### INSTRUCTIONS

- Stamp the words on white scrap paper.
- Using the Stampin' Cut & Emboss Machine:
  - Cut the stamped words with the label banner.
  - Cut the 3 layers of the word "just" with white, Balmy Blue and Night of Navy.
- Assemble the card base panels.
- Assemble and attach the kite pop up panels.
- Attach die cuts and words.
- Attach the Opal Rounds.



# True Blue Florals Kitefold

Tami White  
tami@stampwithtami.com  
www.stampwithtami.com



True Blue Florals  
12" X 12" (30.5 X  
30.5 Cm) Designer  
Series Paper -  
167970



Words Of Beauty  
Bundle (English) -  
167090



Night Of Navy  
Classic Stampin'  
Pad - 147110



Night Of Navy 8-  
1/2" X 11"  
Cardstock -  
100867



Basic White 8-1/2"  
X 11" Cardstock -  
166780



Balmy Blue 8-1/2"  
X 11" Cardstock -  
146982



Opal Rounds  
Assortment -  
163298



Stampin' Cut &  
Emboss Machine -  
149653



Paper Trimmer -  
152392




Stampin' Seal -  
152813



Adhesive Sheets -  
152334



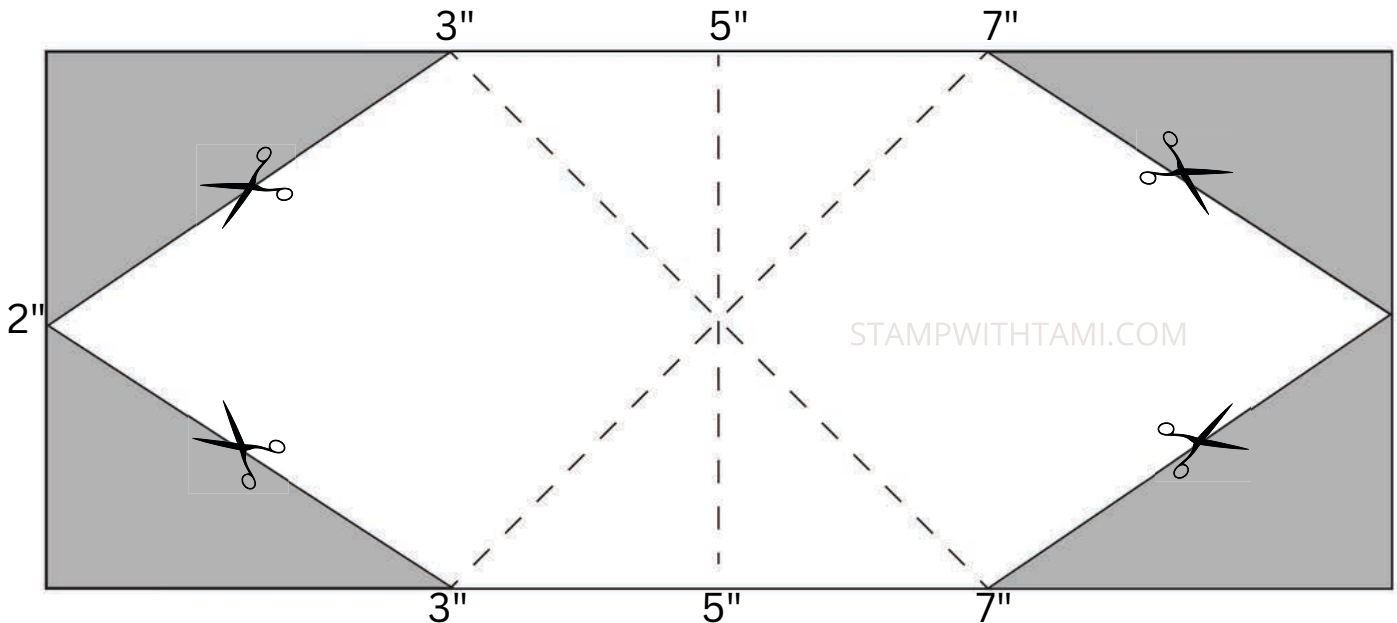
Stampin'  
Dimensionals -  
104430






# Kite Pop Up CARD TEMPLATE

## KITE POP UP MECHANISM



**10" X 4"**

Score Long Side at 5" and mark at 3" & 7"  
Score Diagonally from 3" to 7" on both sides  
Mark Short Both Short Sides at 2"  
Cut from 3" / 7" to 2" to create point



### Solid Diamond Panel Cutting

Kite Inside Frame: 4-3/4" x 3-3/4"

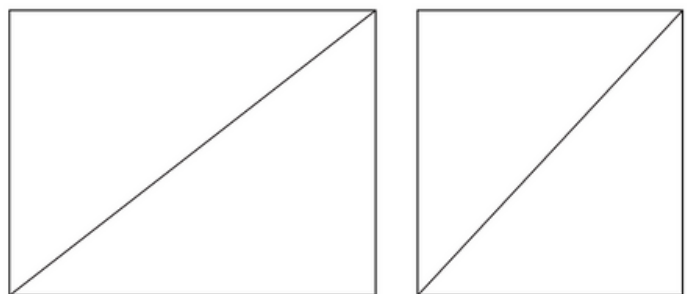
Mark long side 2-7/8" and short side 1-7/8" on both sides

Cut mark to mark to create the kite shape

Basic White Kite Inside: 4-1/2" x 3-1/2"

Mark long side 2-3/4" and short side 1-3/4"

Cut mark to mark to create the kite shape



### 4 Panel Front Cutting

- Frames:
  - 2-3/4" x 1-3/4"
  - 1-3/4" x 1-3/4"
  - Cut both diagonally
- Designer Paper Panels
  - 2-1/2" x 1-1/2"
  - 1-1/2" x 1-1/2"
  - Cut both diagonally

