



Notes & Totes Summer Card

CUTS

- **Pecan Pie Card Base:** 8-1/2" x 5-1/2" Score in half at 4-1/4"
- **Pool Party Layer:** 5-1/4" x 4"
- **Basic White:** 5" x 3-3/4" for inside
- **Crumb Cake:** (2) 5-1/4" x 1-1/2" (tear the top)

INSTRUCTIONS

- Using the Stampin' Cut & Emboss Machine:
 - Die cut the parts of the tote bag, paper & sunglasses
 - Die Cut the fence from Pecan Pie
 - Die cut the shell, bottles and starfish
- Stamp the following:
 - The words in black on the newspaper
 - Flowers on the scarf & bottles
 - Sand Dots across the Crumb Cake strips.
- Sponge the edges of the Crumb Cake strips, shell, starfish and bottles.
- Assemble the card with Seal Adhesive & Stampin' Dimensionals.

Notes & Totes Card

Tami White
tami@stampwithtami.com
www.stampwithtami.com



Notes & Totes
Bundle (English) -
165241



Tuxedo Black
Memento Ink Pad -
132708



Pool Party Classic
Stampin' Pad -
147107



Darling Duckling
Classic Stampin'
Pad - 165277




Strawberry Slush
Classic Stampin'
Pad - 165286



Crumb Cake
Classic Stampin'
Pad - 147116




Petal Pink Classic
Stampin' Pad -
147108




Pecan Pie 8-1/2" X
11" Cardstock -
161717



Pool Party 8-1/2" X
11" Cardstock -
122924




Strawberry Slush 8-
1/2" X 11" Cardstock
165625



Darling Duckling 8-
1/2" X 11" Cardstock
165622



Petal Pink 8-1/2" X
11" Cardstock -
146985



Basic White 8-1/2"
X 11" Cardstock -
166780



Crumb Cake 8-1/2"
X 11" Cardstock -
120953



Basic Black 8-1/2"
X 11" Cardstock -
121045



Gray Granite 8-
1/2" X 11"
Cardstock -
146983



Sponge Daubers -
133773



Paper Trimmer -
152392



Stampin' Cut &
Emboss Machine -
149653



Stampin' Seal -
152813



Stampin'
Dimensionals -
104430

