



See the video class on my blog for how to create this fold.

CARD BASE CUTS

- **Berry Burst Card Base #1: 9-1/2" x 5-1/2"**
 - Score long side at 1/2" & 2-5/8" on either end
- **Berry Burst Card Base #2: 10-5/8" x 3"**
 - Score long side at 2-1/8" & 4-1/4" on either end

Glimmer Paper Layers

- (4) 5-1/4" X 1-7/8", (5) 2-3/4" X 1-7/8" & (1) 5-1/4" X 4

Designer Paper Layers

- Pumpkin Pie: (4) 5" X 1-5/8" & (1) 5" X 3-3/4"
- Granny Apple: (2) 2-1/2" X 1-5/8"

Basic White Layers

- (3) 2-1/2" X 1-5/8"

INSTRUCTIONS

- Score the card bases per the template.
- Cut the layers. For the layers I cut the printed card
- Stamp the following in Memento Black Ink:
 - "Dino-mite" words on one of the White Layers for the inside.
 - Words "T-rrrific" on Basic White Scrap.
 - 2 Dinos, 2 hats, 3 flowers, heart and 3 balloons Basic White Scrap.
- Color the images with Stampin' Blends Markers.
- Using the Stampin' Cut & Emboss Machine:
 - Cut the "T-rrrific" words with the banner from Stylish Shapes.
 - Cut the dinos, hats, flowers, heart and balloons with the coordinating dies.
 - Cut 3 clouds and 2 pieces of the broken egg shell from Basic White scrap.
- Stamp some dots on the broken shell die cuts in Granny Apple.
- Attach the layers to card base #1 and card base #2.
- Attach the 2 card bases together.
- Embellish with Riverside Pearls.



Darling Dinos Pop Out Gatefold

Tami White
tami@stampwithtami.com
www.stampwithtami.com




Darling Dinos
Bundle (English) -
164735



Tuxedo Black
Memento Ink Pad -
132708




Granny Apple Green
Classic Stampin' Pad -
147095



Brights 6" X 6"
Designer Series
Paper - 163775



Fruit Salad 6" X 6"
Designer Series Paper -
164943



Festive 12" X 12"
Glimmer Paper -
164106



Berry Burst 8-1/2" X
11" Cardstock -
144243



Basic White 8-1/2" X
11" Cardstock -
166780



Riverside Irregular
Pearls - 164937



Stylish Shapes
Dies - 159183



Poppy Parade
Stampin' Blends
Combo Pack -
154958



Lemon Lime Twist
Stampin' Blends
Combo Pack -
161682



Copper Clay
Stampin' Blends
Combo Pack -
161662



Daffodil Delight
Stampin' Blends
Combo Pack -
154883



Pumpkin Pie
Stampin' Blends
Combo Pack -
154897



Paper Trimmer -
152392



Stampin' Cut &
Emboss Machine -
149653




Stampin' Seal -
152813



Stampin' Seal+ -
149699



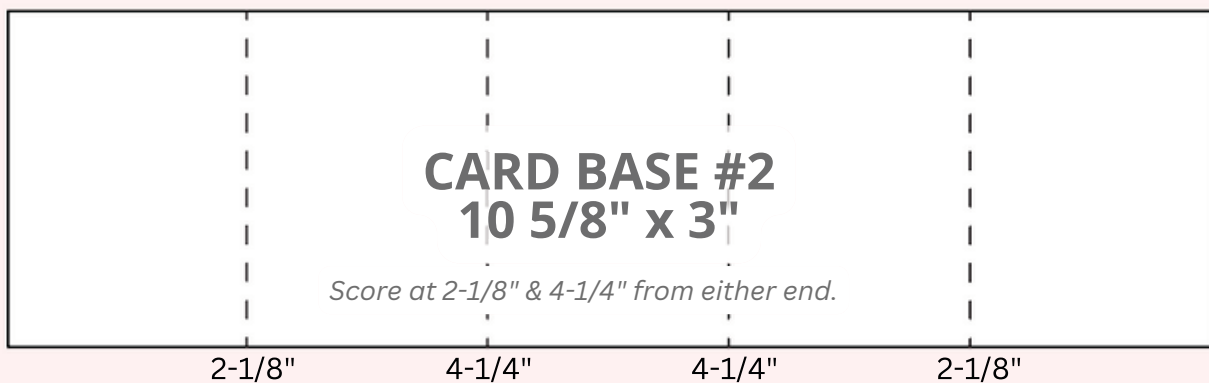
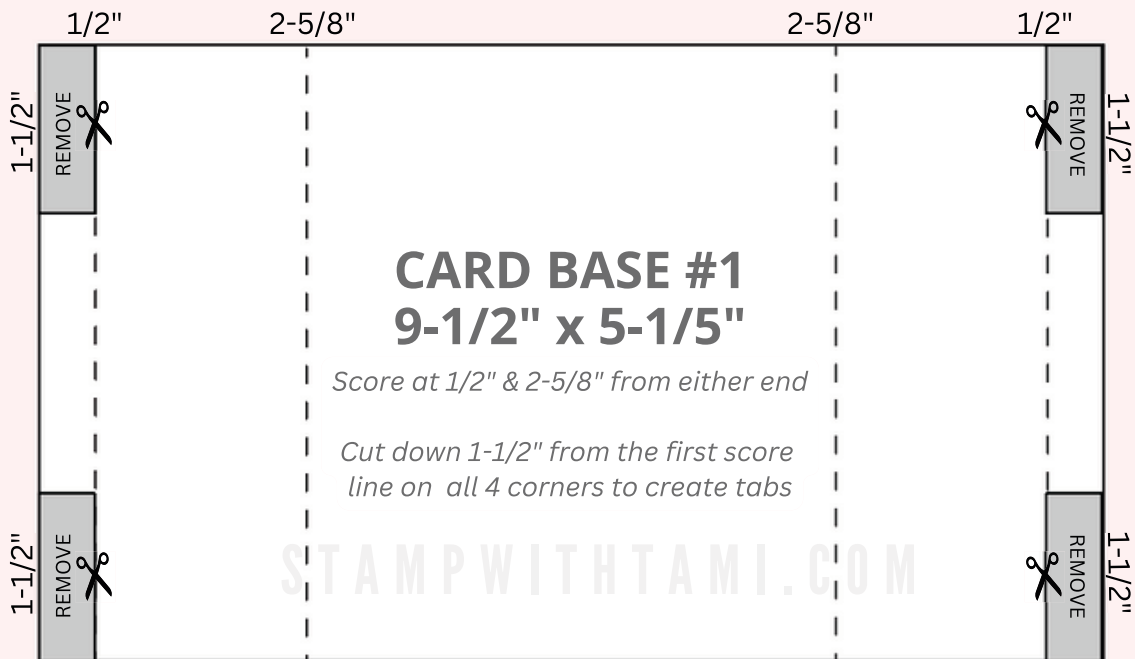
Stampin'
Dimensionals -
104430





DOUBLE ACCORDION GATEFOLD

CARD TEMPLATE



CARD BASE CUTS

- **Berry Burst Card Base #1: 9-1/2" x 5-1/2"**
 - Score long side at 1/2" & 2-5/8" on either end
- **Berry Burst Card Base #2: 10-5/8" x 3"**
 - Score long side at 2-1/8" & 4-1/4" on either end

Glimmer Paper Layers

- (4) 5-1/4" X 1-7/8", (5) 2-3/4" X 1-7/8" & (1) 5-1/4" X 4

Designer Paper Layers

- Pumpkin Pie: (4) 5" X 1-5/8" & (1) 5" X 3-3/4"
- Granny Apple: (2) 2-1/2" X 1-5/8"

Basic White Layers: (3) 2-1/2" X 1-5/8"

