



See the video class on my blog for how to create this fold.

CARD BASE CUTS

- **Daffodil Delight Card Base #1: 9-1/2" x 5-1/2"**
 - Score long side at 1/2" & 2-5/8" on either end
- **Daffodil Delight Card Base #2: 10-5/8" x 3"**
 - Score long side at 2-1/8" & 4-1/4" on either end

POOL PARTY MAT CUTS

- (4) 5-3/8" X 2", (5) 2-7/8" X 2" & (1) 5-3/8" X 4-1/8"

BASIC WHITE & VELLUM

- (4) 5-1/4" X 1-7/8", (5) 2-3/4" X 1-7/8" & (1) 5-1/4" X 4

INSTRUCTIONS

- Score the card bases per the template.
- Cut the layers.
 - Note: I layered the floral vellum over a white layer of the same size.
- Die cut the word "WISHING"
 - Thin word: Basic White (Tip attach Adhesive Sheet to the card stock before cutting for easy assembly)
 - Thick word: Mossy & Daffodil
- Hand cut several flowers from the Designer Paper.
- Attach the card stock and vellum layers to card base #1 and card base #2.
- Attach the 2 card bases together with Seal+.
- Embellish with Brass Butterflies.



Floral Delight Double Accordion Gatefold Card

Tami White
tami@stampwithtami.com
www.stampwithtami.com



Floral Delight Suite
Collection
(English) - 164716



Delightful Wishes
Photopolymer
Stamp Set
(English) - 164701



Delightful Wishes
Dies (English) -
164707



Mossy Meadow
Classic Stampin'
Pad - 147111



Floral Delight 12"
X 12" (30.5 X 30.5
Cm) Designer
Series Paper -
164700



Floral & Gingham
Vellum 12" X 12"
(30.5 X 30.5 Cm)
Specialty Designer
Series Paper -
164713



Basic White 8-1/2"
X 11" Cardstock -
159276



Daffodil Delight 8-
1/2" X 11"
Cardstock -
119683



Pool Party 8-1/2" X
11" Cardstock -
122924



Mossy Meadow 8-
1/2" X 11"
Cardstock -
133676



Daffodil Delight 1/8"
Satin Ribbon -
164715



Tiny Bee Trinkets -
164714



Paper Trimmer -
152392



Stampin' Cut &
Emboss Machine -
149653



Stampin' Seal -
152813





Stampin' Seal+ -
149699



Mini Stampin'
Dimensionals -
144108



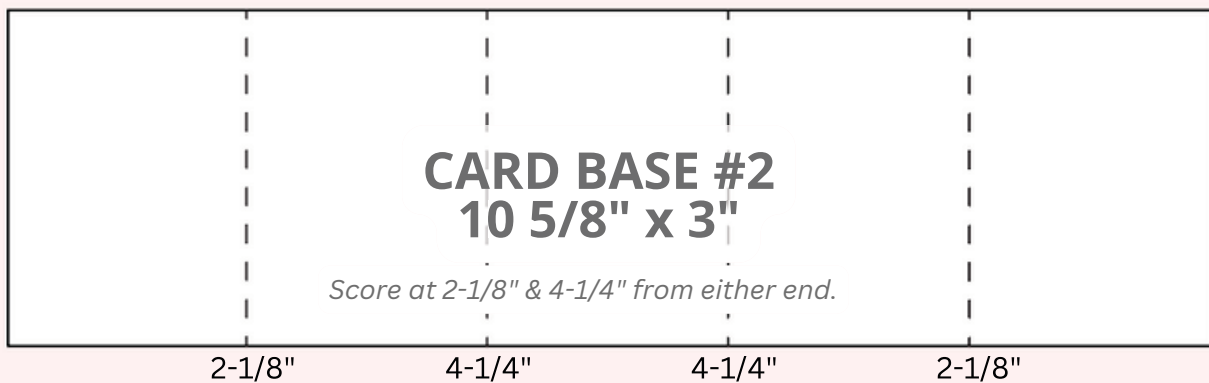
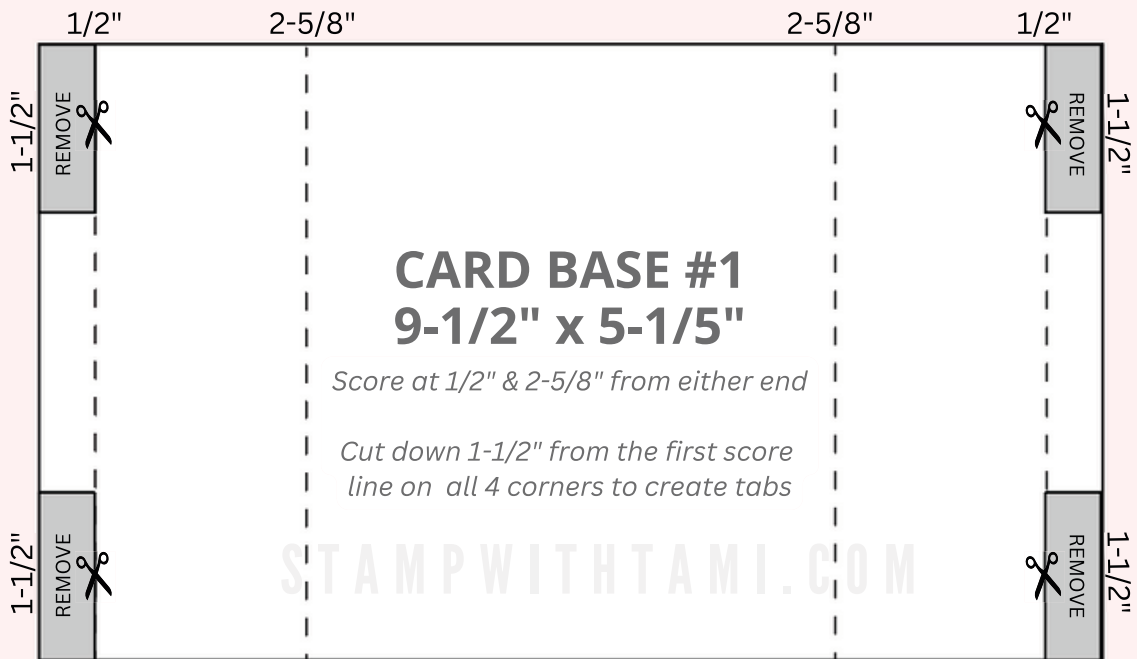
Adhesive Sheets -
152334





DOUBLE ACCORDION GATEFOLD

CARD TEMPLATE



CARD BASE CUTS

- **Card Base #1: 9-1/2" x 5-1/2"**
 - Score long side at 1/2" & 2-5/8" on either end
- **Card Base #2: 10-5/8" x 3"**
 - Score long side at 2-1/8" & 4-1/4" on either end

MAT CUTS

- (4) 5-3/8" X 2", (5) 2-7/8" X 2" & (1) 5-3/8" X 4-1/8"

BASIC WHITE & VELLUM CUTS

- (4) 5-1/4" X 1-7/8", (5) 2-3/4" X 1-7/8" & (1) 5-1/4" X 4