





STAR GATEFOLD CARDS

CARD BASE #1

Card base #1 needs to be 12" x 4" see template A for 12" x 12" paper. If you are using 8-1/2" x 11" card stock see template B for how to extend.



12" x 4"
 Score at 2", 4", 8" & 10"



10" x 4" 4" x 4"
 Score at 2", 4" & 8" Score at 2"

Attach the 2 gray panels to create a 12" panel.

CARD BASE #2

4" x 4" (2) Espresso Cut, 1 cut diagonally



LAYERS:

- Layer #1 - Gold Foil Mats:
 - (4) 3-3/4" x 3-3/4" with 1 cut diagonal
 - (4) 3-3/4" x 1-3/4"
- Layer #2 - Designer Series Paper
 - (2) 3-1/2" x 3-1/2"
 - (4) 3-1/2" x 1-1/2"



Star Gatefold Cards

Tami White
tami@stampwithtami.com
www.stampwithtami.com




INSTRUCTIONS

- Stamp words in Early Espresso on the inside square, stamp Pine Cones on Basic Beige scrap.
- Stamp Lanterns in Memento Black Ink on Basic White card stock.
- Color the lanterns with Stampin' Blends Markers.
- Using the Stampin' Cut & Emboss Machine Die Cut:
 - The Lanterns and pinecones
 - The foliage in Mossy Meadow and berries in Cherry Cobbler
- Using a Crumb Cake Stampin' Blends Markers color the white border around the lanterns so they blend with the background paper.
- Assemble card base #1 layers with Seal Adhesive.
- Assemble card base #2 diagonal layers and the inside square layers with Seal Adhesive.
- Cut the edges of the inside diamond-square using a scrap paper template. (See video for help)
- Attach the inside square with Seal Adhesive.
- Attach the die cut pieces and tie a bow with the gold trim.
- Attach Textured Dots Embellishments.
- Apply wink of Stella glitter pen to the berries and flick over the top for flecks of glitter.




Light of the Year Star Gatefold

Tami White
tami@stampwithtami.com
www.stampwithtami.com



Light The Year Bundle (English) - 164092



Light The Year Photopolymer Stamp Set (English) - 164284



Light The Year Dies - 164091



Tuxedo Black Memento Ink Pad - 132708



Early Espresso Classic Stampin' Pad - 147114



Gold Foil Sheets - 132622




Season Of Elegance 12" X 12" Specialty Designer Series Paper - 164144



Mossy Meadow 8-1/2" X 11" Cardstock - 133676



Early Espresso 8-1/2" X 11" Cardstock - 119686



Cherry Cobbler 8-1/2" X 11" Cardstock - 119685



Basic Beige 8-1/2" X 11" Cardstock - 164511



Crumb Cake Stampin' Blends Combo Pack - 154882



Pumpkin Pie Stampin' Blends Combo Pack - 154897



Daffodil Delight Stampin' Blends Combo Pack - 154883



Smoky Slate Stampin' Blends Combo Pack - 154904



Adhesive-Backed Textured Dots - 163338



Gold & Silver 1/8" (3.2 Mm) Trim Combo Pack - 161633



Wink Of Stella Clear Glitter Brush - 141897



Paper Trimmer - 152392



Stampin' Cut & Emboss Machine - 149653



Adhesive Sheets - 152334



Stampin' Seal - 152813



Stampin' Dimensionals - 104430

