



## CAKE CELEBRATIONS WEDDING CARD




### MEASUREMENTS

- Calypso Coral Card Base: 8-1/2" x 5-1/2"
  - Score at 2-1/8" & 4-1/4"
- Frames & Flowers Designer Paper: 5-1/4" x 4", (2) 5-1/4" x 1-7/8"
- Silver Foil Front: 4-1/8" x 2-3/8"
- Calypso Coral - Front: 3-7/8" x 1-7/8" & Inside 4" x 2-1/4" (or cut with die)
- Petal Pink Front: 4" x 2-1/4" (or cut with die)
- White Inside: 3-3/8" x 1-7/8"

### INSTRUCTIONS

- Stamp the words in Calypso Coral on Basic White scrap and cut out with Paper Snips.
- Using the Stampin' Cut & Emboss Machine Die Cut:
  - Pieces of the cake, frosting and dish
  - Rectangles from Everyday Details Dies in Petal Pink & Calypso Coral
- Punch out the flower die cuts from the Frames & Flowers paper. I also trimmed them down.
- Tie the Silver



# Cake Celebrations Z Fold

Tami White  
tami@stampwithtami.com  
www.stampwithtami.com




Cake Celebrations Bundle  
164875



Frames & Flowers Specialty 12" X12"  
Designer Series Paper - 163765




Calypso Coral  
Classic Stampin'  
Pad - 147101



Silver 12" X 12" Foil  
Sheets - 163387



Calypso Coral 8-  
1/2" X 11"  
Cardstock -  
122925



Petal Pink 8-1/2" X 11"  
Cardstock -  
146985



Basic White 8-1/2"  
X 11" Cardstock -  
159276



Silver & White 1/2"  
(1.3 Cm) Sheer  
Ribbon - 162149



Gold & Silver 1/8"  
(3.2 Mm) Trim  
Combo Pack -  
161633



Iridescent Pearl  
Basic Jewels -  
158987



Everyday Details  
Dies - 162864



Paper Snips  
Scissors - 103579



Paper Trimmer -  
152392



Stampin' Cut &  
Emboss Machine -  
149653



Stampin' Seal -  
152813



Stampin'  
Dimensionals -  
104430

