



SEASON OF GREEN & GOLD ACCORDION Z FOLD

CARD CUTS


- Basic Black Card Base #1: 11" x 5-1/2"
 - Score at 1-3/4", 3-1/2", 5-1/4" & 7"
- Basic Black Card Base #2: 6-1/2" x 1-3/4"
 - Score at 3-1/4"
- Lemon Twist Designer Paper: (4) 2-1/2" x 1-1/2"
- Basic White Inside: 5-1/4" x 3-3/4"
- Basic White for Base #2: (2) 3" x 1-1/2"

INSTRUCTIONS

- Stamp the words and bubbles on the front white panel for base #2. Stamp the cauldron on the inside and some bubbles.
- Color the images with the Stampin' Blends Markers.
- Assemble the designer paper and white inside panels to card base #1 with Seal Adhesive.
- Attach Card base #2 panels and attach to card base #1.
- Attach Shiny Sequins.

TEMPLATES

Cardbase #1: 11" X 5-1/2"
 Score at 1-3/4", 3-1/2", 5-1/4" & 7"



Cardbase #2 - Z Fold
 See measurements above



Potions & Spells Accordion Z Fold

Tami White
tami@stampwithtami.com
www.stampwithtami.com



Potions & Spells
Bundle (English) -
164357



Potions & Spells
Photopolymer
Stamp Set
(English) - 164355



Potions & Spells
Dies - 164141




Tuxedo Black
Memento Ink Pad -
132708



Neutrals 6" X 6"
(15.2 X 15.2 Cm)
Designer Series
Paper - 163773



Brights 6" X 6"
(15.2 X 15.2 Cm)
Designer Series
Paper - 163775



Basic Black 8-1/2"
X 11" Cardstock -
121045



Basic White 8-1/2"
X 11" Cardstock -
159276



Adhesive-Backed
Shiny Sequins -
163484



Soft Sea Foam
Stampin' Blends
Combo Pack -
154902



Lemon Lime Twist
Stampin' Blends
Combo Pack -
161682



Daffodil Delight
Stampin' Blends
Combo Pack -
154883



Smoky Slate
Stampin' Blends
Combo Pack -
154904



Gray Granite
Stampin' Blends
Combo Pack -
154886



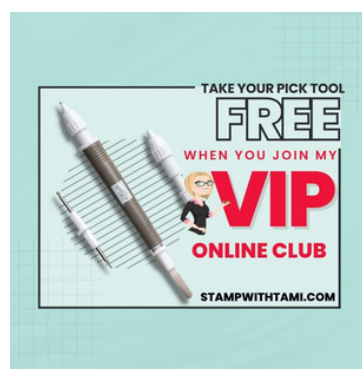
Stampin' Cut &
Emboss Machine -
149653



Paper Trimmer -
152392



Stampin' Seal -
152813



Season of Green & Gold Accordion Z Fold Cards

Tami White
tami@stampwithtami.com
www.stampwithtami.com

