



FROSTED CAKE ALTERNATE CARD



SEE VIDEO ON MY BLOG FOR EMBOSsing PASTE TECHNIQUES

MEASUREMENTS

- Peach Pie Caed Base: 11" x 4-1/4" Scored in half
- Basic White Inside: 5-1/4" x 4"

INSTRUCTIONS

- Stamp the small candle image on the die cut.
- Using the Paper Snips, cut the printed piece of cake out of the card front.
- Using Masking Paper to mask off the cake piece, then use the knives to apply the Shimmer Embossing Paste. Remove the Masking Paper and allow the paste to dry.
 - Tips: See my video class linked on this blog post for how to use Embossing Paste. Use a Heat Tool to speed up the drying.
- Using the Stampin' Cut & Emboss Machine:
 - Cut out the letters from the Mini Alphabet Dies and Copper Metallic Textured Paper.
 - Cut the Deckled Circle Dies from Petunia and Vanilla card stock.
 - Emboss the background of the card front with the So Swirly Embossing Folder.
- After the Shimmer Paste has dried attach the In Color Dots.
- Assemble the card with Seal Adhesive and Stampin' Dimensionals.



Paper Pumpkin - Eat Cake

Tami White
tami@stampwithtami.com
www.stampwithtami.com




Prepaid Paper Pumpkin
Subscription 1-Month - 137858




Peach Pie Classic Stampin Pad - 163810



Night Of Navy Classic Stampin Pad - 147110




Peach Pie 8-1/2" X 11" Cardstock - 163799



Petunia Pop 8-1/2" X 11" Cardstock - 163801



Very Vanilla 8-1/2" X 11" Cardstock - 101650



Textured Metallic 12" X 12" (30.5 X 30.5 Cm) Specialty Paper - 163772



Shimmery White Embossing Paste - 145645



Palette Knives - 142808




Petunia Pop 3/8" (1 Cm) Bordered Ribbon - 163785




Adhesive-Backed Metallic Gems - 163780




2024-2026 In Color™ Resin Dots - 163389




Deckled Circles Dies - 162286



Mini Alphabet Dies - 162934



So Swirly Embossing Folder - 163791



Silicone Craft Sheet - 127853



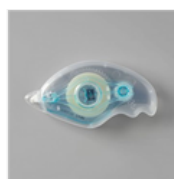
Paper Snips Scissors - 103579



Paper Trimmer - 152392



Stampin' Cut & Emboss Machine - 149653



Stampin' Seal - 152813



Stampin' Dimensionals - 104430



Stampin' Up! Masking Paper - 155480

