



Potions & Spells Shaker Card

### CARD CUTS

- Basic Black Card Base: 11" x 4-1/4" scored at 5-1/2"
- Basic White: (2) 5-1/4" x 4"
- Basic White: 4" x 4"
- Designer Paper: 4" x 1-1/4"

### INSTRUCTIONS

- Stamp the cauldron and words on Basic White scrap paper.
- Color the cauldron with Stampin Blends Markers.
- Using the Stampin' Cut & Emboss Machine:
  - Cut the cauldron, handles, and broom pieces from the Potions & Spells dies.
  - Cut the words with the banner from the Stylish Shapes Dies.
  - Cut the circle out of the front panel, use the cauldron for a placement guide.
  - Cut a bunch of bubbles from the bubble dies in misc. colors.
- Attach the window sheet to the back of the circle cut out. Then line the back with Foam Strips.
- Attach the 4" x 4" panel to the card base, place a bunch of bubble die cuts in the center and attach the front panel on top.
- Finish assembling the card.
- Attach Clear Ribbed Dots Embellishments.



# Potions & Spells Shaker Card

Tami White  
tami@stampwithtami.com  
www.stampwithtami.com



Potions & Spells  
Bundle (English) -  
164357



Potions & Spells  
Photopolymer  
Stamp Set  
(English) - 164355




Potions & Spells  
Dies - 164141



Tuxedo Black  
Memento Ink Pad -  
132708




Window Sheets -  
142314



Country Woods  
12" X 12" (30.5 X  
30.5 Cm) Designer  
Series Paper -  
163393



Basic White 8-1/2"  
X 11" Cardstock -  
159276




Basic Black 8-1/2"  
X 11" Cardstock -  
121045



Petunia Pop 8-1/2"  
X 11" Cardstock -  
163801



Pool Party 8-1/2" X  
11" Cardstock -  
122924



Lemon Lime Twist  
8-1/2" X 11"  
Cardstock -  
144245



Crushed Curry 8-  
1/2" X 11"  
Cardstock -  
131199



Early Espresso 8-  
1/2" X 11"  
Cardstock -  
119686



Pecan Pie 8-1/2" X  
11" Cardstock -  
161717




Basic Black  
Stampin' Blends  
Combo Pack -  
154843



Smoky Slate  
Stampin' Blends  
Combo Pack -  
154904



Daffodil Delight  
Stampin' Blends  
Combo Pack -  
154883



Pecan Pie & Clear  
Ribboned  
Adhesive-Backed  
Dots - 164204



Stylish Shapes  
Dies - 159183



Stampin' Cut &  
Emboss Machine -  
149653



# Potions & Spells Shaker Card

Tami White  
tami@stampwithtami.com  
www.stampwithtami.com



Paper Trimmer -  
152392



Stampin' Seal -  
152813



Foam Adhesive  
Strips - 141825



Stampin'  
Dimensionals -  
104430



COLLECT MORE TUTORIALS  
IN MY ONLINE EXCLUSIVE  
EXTRAVAGANZA ON MY  
BLOG

