



FRAMES & FLOWERS KITE POP UP CARD



SEE VIDEO ON MY BLOG POST FOR THE FOLD

CARD BASE CUTS

- Lost Lagoon/Petal Pink Card Base: 11" x 4-1/4" score in half
- Lost Lagoon/Petal Pink Card Base Frames: (2) 5-1/4" x 4"
- Basic White Inside: 5" x 3-3/4"
- Pattern Paper Front: 5" x 3-3/4"

KITE CUTS AND FOLDS

- Lost Lagoon/Petal Pink Kite Pop Up Fold Mechanism: 10" x 4"
 - See diagram below for folding

4 Panel Cuts

- Lost Lagoon/Petal Pink Front Kite Frames:
 - 2-3/4" x 1-3/4"
 - 1-3/4" x 1-3/4"
 - Cut both diagonally
- Pattern Paper Front Kite Panels:
 - 2-1/2" x 1-1/2"
 - 1-1/2" x 1-1/2"
 - Cut both diagonally

Solid Inside Panels

- Lost Lagoon/Petal Pink Inside Frame: 4-3/4" x 3-3/4"
 - Mark long side 2-7/8" and short side 1-7/8" on both sides
 - Cut mark to mark to create the kite shape
- Basic White Kite Inside: 4-1/2" x 3-1/2"
 - Mark long side 2-3/4" and short side 1-3/4"
 - Cut mark to mark to create the kite shape

INSTRUCTIONS

- Choose the desired paper from the Frames & Flowers specialty paper.
- Chose word die cuts from the Saying Something Ephemera Pack.
- Cut and score all of the card panels.
- Assemble the card base panels.
- Assemble and attach the kite pop up panels.
- Attach die cuts and words.



Frames and Flowers Kit Pop Up

Tami White
tami@stampwithtami.com
www.stampwithtami.com



Frames & Flowers Specialty 12" X12" (30.5 X 30.5 Cm) Designer Series Paper - 163765



Saying Something Mix & Match Ephemera Pack (English) - 163761



Lost Lagoon 8-1/2" X 11" Cardstock - 133679



Petal Pink 8-1/2" X 11" Cardstock - 146985



Basic White 8-1/2" X 11" Cardstock - 159276



Paper Trimmer - 152392



Stampin' Seal - 152813



Stampin' Dimensionals - 104430

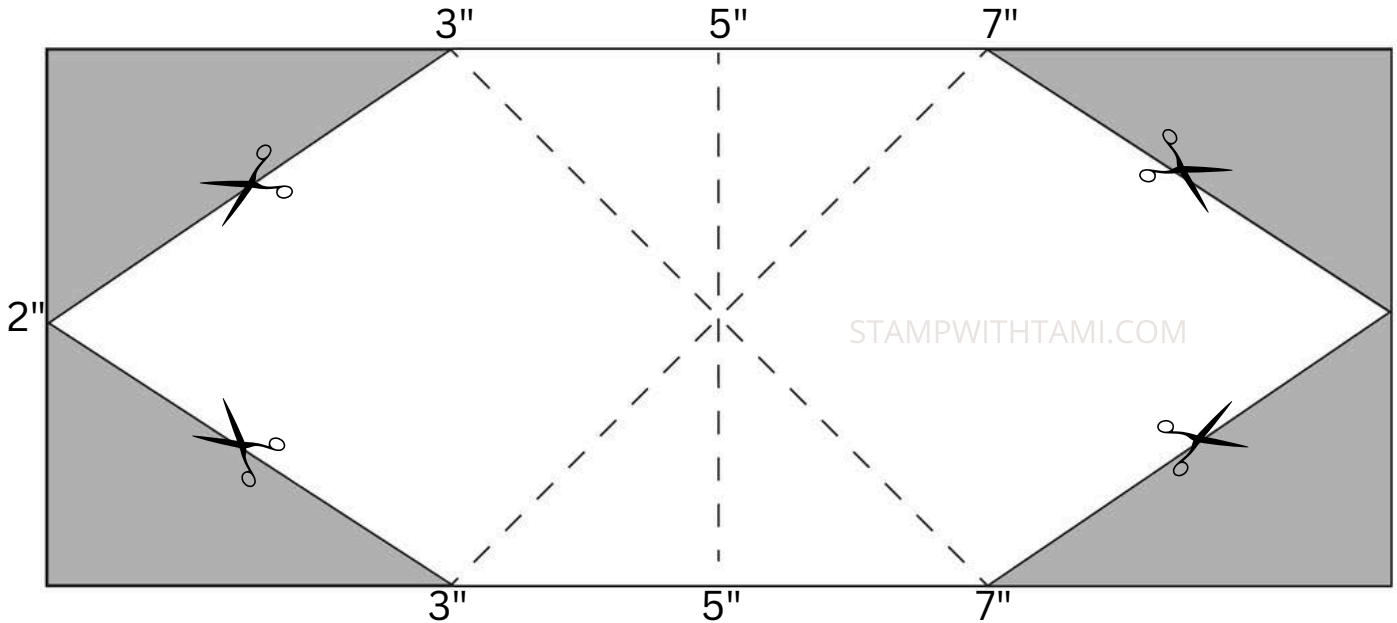




Kite Pop Up


CARD TEMPLATE

KITE POP UP MECHANISM



10" X 4"

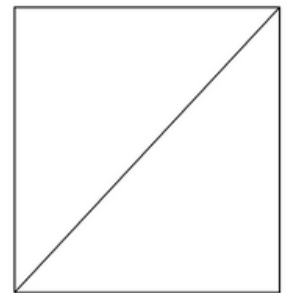
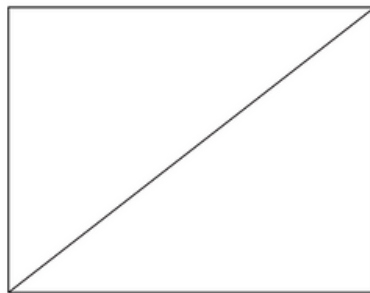
Score Long Side at 5" and mark at 3" & 7"
 Score Diagonally from 3" to 7" on both sides
 Mark Short Both Short Sides at 2"
 Cut from 3" / 7" to 2" to create point



Solid Diamond Panel Cutting

Kite Inside Frame: 4-3/4" x 3-3/4"
 Mark long side 2-7/8" and short side 1-7/8" on both sides
 Cut mark to mark to create the kite shape

Basic White Kite Inside: 4-1/2" x 3-1/2"
 Mark long side 2-3/4" and short side 1-3/4"
 Cut mark to mark to create the kite shape



4 Panel Front Cutting

- Frames:
 - 2-3/4" x 1-3/4"
 - 1-3/4" x 1-3/4"
 - Cut both diagonally
- Designer Paper Panels
 - 2-1/2" x 1-1/2"
 - 1-1/2" x 1-1/2"
 - Cut both diagonally

