

SWEET SPRINGTIME WINDOW BOX



WINDOW BOX

I created this window box by repurposing the die cut boxes from the Sweet Springtime Paper Pumpkin kit. I used the white backside of the box, colored it with the Brayer and Berry Burst Ink Pad. The added splatters using the Water Painters and Whisper White craft ink refill See my Trellis Card and Square Pillow Box video tutorial for help with the splatter effect. I have it linked on the tutorial page.

Splatter Tip: Add some color to the Whisper White ink by dropping some colored ink refill in the White craft ink and mix. I mixed Petal Pink and Daffodil Delight.

Window: Cut the window with the circle dies from the Reach for the Stars dies and layer a Window Sheet behind it. Attach the wreath die cut from the kit on the front of the cut out window.

Add ribbon from the Ribbon Duo combo.



Sweet Springtime Slimline Card Supplies


Tami White
 tami@stampwithtami.com
 www.stampwithtami.com



Excellent Eggs Bundle (English) - 162808



Excellent Eggs Cling Stamp Set (English) - 162801



Excellent Eggs Dies - 162807



Sweet Springtime Paper Pumpkin Refill - 164388




Prepaid Paper Pumpkin Subscription 1- Month - 137858



Pool Party Classic Stampin' Pad - 147107



Pool Party 8-1/2" X 11" Cardstock - 122924



Berry Burst 8-1/2" X 11" Cardstock - 144243



Daffodil Delight 8-1/2" X 11" Cardstock - 119683



Granny Apple Green 8-1/2" X 11" Cardstock - 146990




Fresh Freesia 8-1/2" X 11" Cardstock - 155613



Soft Sea Foam 8-1/2" X 11" Cardstock - 146988



Early Espresso 8-1/2" X 11" Cardstock - 119686



Crumb Cake 8-1/2" X 11" Cardstock - 120953



Basic White 8-1/2" X 11" Cardstock - 159276




Blending Brushes - 153611



Basic Borders Dies - 155558



Stampin' Cut & Emboss Machine - 149653



Ribbon Duo Combo Pack - 161318



Brushed Brass Butterflies - 158136



Stampin' Seal - 152813



Stampin' Dimensionals - 104430

