



SNOWFLAKE MAGIC CARDS



CASCADING PANEL MEASUREMENTS

- Lost Lagoon Card Base: 9-1/2" x 4-1/4"
 - Score at 1", 2", 7-1/2" & 8-1/2"
- Lost Lagoon Folding Mechanisms: (2) 3" x 2-1/2"
 - Score on the short side at 3/4" & 1-3/4"
- Lost Lagoon Mid-Panels: (2) 3-5/8" x 2-3/4"
- Lost Lagoon Front Panels: (2) 3-1/8" x 2-1/4"
- Silver Foil Mat Inside: 5-1/4" x 4"
- Silver Foil Mat Mid-Panels: (2) 3-1/8" x 2-1/4"
- Silver Foil Mat Front Panels: (2) 2-5/8" x 1-3/4"
- Designer Paper Inside: 5" x 3-3/4"
- Designer Paper Mid-Panels: (2) 2-7/8" x 2"
- Designer Paper Front Panels: (2) 2-3/8" x 1-1/2"

INSTRUCTIONS

- Stamp the words on the inside designer paper panel.
- Die cut foliage and Reindeer.
- Using the Stampin' Cut & Emboss Machine cut:
 - Cut the manger, scene and animals from Black.
- Score the 9-1/2" x 4-1/4" cardbase at 1", 2", 7-1/2" & 9-1/2".
- On either side of the top of the cardbase cut 1" down and 1" in. Then cut on the diagonal from the 1" cut to the top of the 2" mark (2nd scoreline). See the template for help.
- Assemble the card base (see video for help).
- Assemble the rest of the card with Seal Adhesive & Stampin' Dimensionals.

SLIMLINE CARD MEASUREMENTS

- Basic White Card Base: 8-3/4" x 7-1/2"
 - Score in half at 3-3/4"
- Silver Foil 8-1/2" x 3-1/2"
- Basic Black: 8-1/8" x 3-1/3"
- Designer Paper: 8" x 3"

INSTRUCTIONS

- Stamp words, emboss in silver and cut out with Tailor Tags die.
- Cut the foliage from Silver foil (Tip cut it from the center of the foil mats to save on paper).
- Assemble the card with Seal Adhesive and Stampin' Dimensionals.



Snowflake Magic Supplies

Tami White
tami@stampwithtami.com
www.stampwithtami.com



Winter Meadow Suite Collection (English) - 162150



Magical Meadow Bundle (English) - 162144



Magical Meadow Cling Stamp Set (English) - 162134



Magical Meadow Dies - 162143



Lost Lagoon Classic Stampin' Pad - 161678




VersaMark Pad - 102283




Heat Tool - 129053




Embossing Additions Tool Kit - 159971




Snowflake Magic 12" X 12" (30.5 X 30.5 Cm) Specialty Designer Series Paper - 162147



Winter Meadow 12" X 12" (30.5 X 30.5 Cm) Designer Series Paper - 162133



Silver Foil 12" X 12" (30.5 X 30.5 Cm) Specialty Pack - 156457



Basic Black 8-1/2" X 11" Cardstock - 121045




Lost Lagoon 8-1/2" X 11" Cardstock - 133679



Silver & White 1/2" (1.3 Cm) Sheer Ribbon - 162149




Gold & Silver 1/8" (3.2 Mm) Trim Combo Pack - 161633



Rhinstone Basic Jewels - 144220



Faceted Gems Trio Pack - 162148



Tailor Made Tags Dies - 155563



Stampin' Cut & Emboss Machine - 149653




Paper Trimmer - 152392



Stampin' Seal - 152813


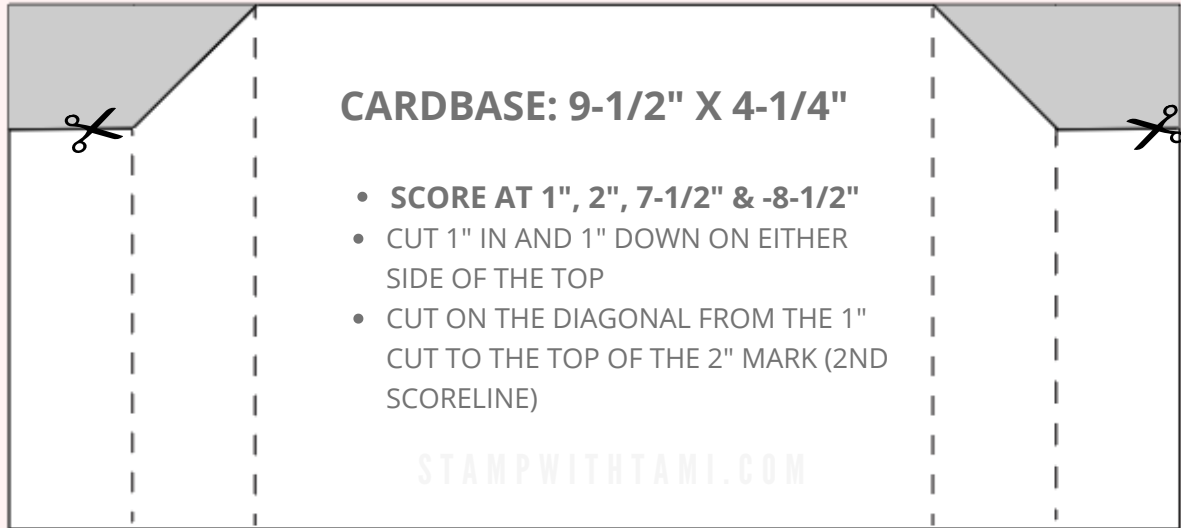


Stampin' Dimensionals - 104430



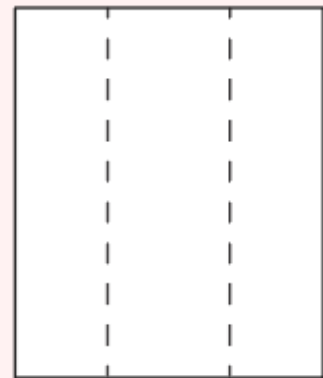
Cascading Panel

FUN FOLD TEMPLATE

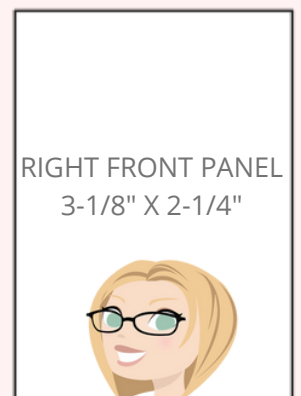
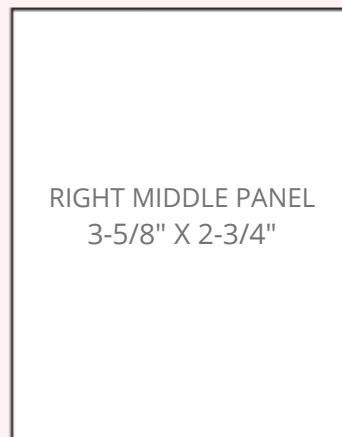
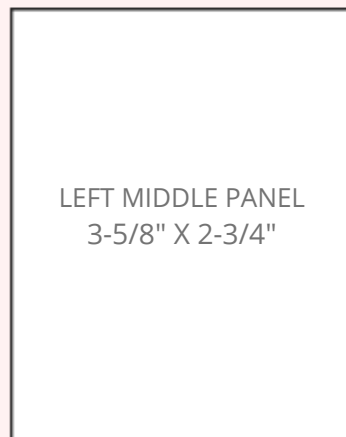
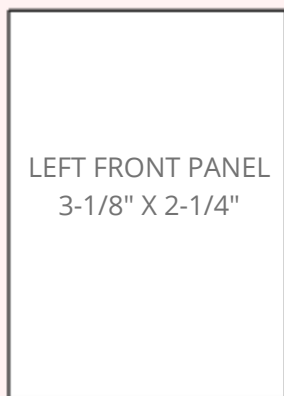


FOLD MECHANISMS
(2) 3" X 2-1/2"

SCORE AT 3/4" & 1-3/4"



STAMPWITHTAMI.COM



FRONT PANELS
(2) 3-5/8" X 2-3/4"
(2) 3-1/8" X 2-1/4"



TAMI WHITE

