



ALL ABOUT AUTUMN SLIMLINE LEAVES CARD




MEASUREMENTS

- Basic White Cardbase: 8-3/4" x 7-1/2" score at 3-3/4"
- Basic White: 8-1/4" x 3-1/4"
- Scraps of Designer Series Paper, Oxidized Specialty Paper, Basic Black, Basic White & Basic Black

INSTRUCTIONS

- Stamp the words on Basic Black and Moody Mauve scrap. Heat Emboss in White.
- Using the Stampin' Cut & Emboss Machine:
 - The words with label dies.
 - 5 leaves with DSP Scrap.
 - 5 leaf veins from the Oxidized Specialty Paper.
 - Tip attach to Adhesive Sheet before cutting.
 - Emboss the background with the Distressed Tile Folder.
- Assemble with Stampin' Dimensionals.
- Attach Speckled Dots.



All About Autumn Slimline Supplies

Tami White
tami@stampwithtami.com
www.stampwithtami.com



**ALL ABOUT AUTUMN SUITE
2023 SEPT-DEC MINI CATALOG**




Autumn Leaves Bundle
Save 10% With Bundle
162186



Autumn Leaves Stamp Set
162179



Distressed Tile Embossing
Folder
162189



Oxidized Copper 12" x 12"
Specialty Designer Series
Paper



VersaMark Pad -
102283




Heat Tool - 129053




Basics Embossing
Powders - 155554



Basic White 8-1/2" X
11" Cardstock -
159276



Basic Black 8-1/2" X 11"
Cardstock - 121045



Moody Mauve 8- 1/2" X
11" Cardstock - 161723



Stampin' Cut &
Emboss Machine -
149653



Paper Trimmer -
152392



Adhesive Sheets -
152334



Stampin'
Dimensionals -
104430

