

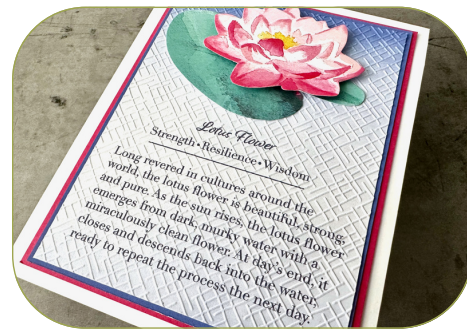


MEMORABLE MOMENTS CARD SET



AMAZING CARD

- Basic White Cardbase: 11" x 4-1/4"
 - Scored in half at 5-1/2"
- Mossy Meadow: 5-1/4" x 4"
- Printed Layer & Vellum: 5-1/8" x 3-7/8"
- Stamp the words on the Vellum Cardstock in Versamark and heat emboss in white.
 - *Tip:* Use the Emboss Buddy before embossing on Vellum Cardstock.
- Assemble the card with Seal Adhesive.



LOTUS FLOWER CARD

- Basic White Cardbase: 11" x 4-1/4"
 - Scored in half at 5-1/2"
- Melon Mambo: 5-1/4" x 4"
- Orchid Oasis: 5-1/8" x 3-7/8"
- Printed Panel: 5" x 3-3/4"
- Emboss the printed panel with the cross hatch folder from the Basics Folders.
- *Optional:* I cut the flower away from the lily pads and then attached the lily pads flat and the flower on dimensionals to add some pop.
- Assemble the card with Seal Adhesive.



Meaningful Flowers Card Set Supplies

Tami White
tami@stampwithtami.com
www.stampwithtami.com




Prepaid Paper
Pumpkin
Subscription 1-
Month - 137858



Meaningful
Flowers Paper
Pumpkin Refill -
163864



Vellum 8-1/2" X
11" Cardstock -
101856




Mossy Meadow 8-
1/2" X 11"
Cardstock -
133676



Orchid Oasis 8-
1/2" X 11"
Cardstock -
159267



Melon Mambo 8-
1/2" X 11"
Cardstock -
115320



Basic White 8-1/2"
X 11" Cardstock -
159276



VersaMark Pad -
102283




Basics Embossing
Powders - 155554



Stampin' Cut &
Emboss Machine -
149653



Basics 3D
Embossing Folders
- 161598



Embossing
Additions Tool Kit -
159971



Paper Trimmer -
152392



Heat Tool - 129053



Bone Folder -
102300



Stampin' Seal -
152813



Stampin'
Dimensionals -
104430



Adhesive Sheets -
152334

