



ONE HORSE OPEN SLEIGH TRIPLE TIER



SEE TEMPLATE AND VIDEO FOR HELP CREATING THE FOLD

CARD BASE PANELS

- Bottom Tier: 11" x 4-1/2"
 - Scored at 7-3/4" & 3-7/8"
- Middle Tier: 10-1/4" x 3-1/8"
 - Scored at 6-3/4" & 3-3/8"
- Top Tier: 3" x 3"
- Strips: 5" x 1/2" & 4" x 1/2"

DESIGNER SERIES PAPER

- Bottom Tier: 3-5/8" x 4-1/4"
- Middle Tier: 3-1/8" x 2-1/4"
- Top Tier: 2-3/4" x 1-3/4"

BACK

- White Back: 4-1/8" x 3-1/2"
- Kickstand for the back: 4-1/8" x 3-1/2"
 - Score at 1", 3", 4" & 5"

INSTRUCTIONS

- Cut and score and slit the card base panels per the template.
- Slide the Sliding Strips through the slits of the Bottom & Middle Tiers, wrap around and secure so it slides up and down the slits. Attach together with Seal +.
- Attach the designer series paper panels to the fronts of each tier panel.
- Stamp and color the images with Stampin' Blends Markers. See video for tips and help.
- Cut out the images and attach to the card.
- Cut/punch a circle for the ribbon pull, pierce a hole in the center and tie the ribbon pull.
- Flick the Wink of Stella across the card for shimmer.
- Optional: Attach the back white panel and fold and attach the kickstand.



One Horse Open Sleigh Supplies


Tami White
tami@stampwithtami.com
www.stampwithtami.com



One Horse Open Sleigh Suite Collection (English) - 162130



Horse & Sleigh Bundle (English) - 162126



Horse & Sleigh Photopolymer Stamp Set (English) - 162119



Horse & Sleigh Dies - 162125



One Horse Open Sleigh 6" X 6" Designer Series Paper - 162118



Tuxedo Black Memento Ink Pad - 132708



Misty Moonlight Classic Stampin' Pad - 153118



Misty Moonlight 8-1/2" X 11" Cardstock - 153081



Basic White 8-1/2" X 11" Cardstock - 159276



Misty Moonlight Stampin' Blends Combo Pack - 153108



Gray Granite Stampin' Blends Combo Pack - 154886



Pretty Peacock Stampin' Blends Combo Pack - 161676



Lost Lagoon Stampin' Blends Combo Pack - 161680



Cherry Cobbler Stampin' Blends Combo Pack - 154880



Real Red Stampin' Blends Combo Pack - 154899



Pecan Pie Stampin' Blends Combo Pack - 161674



Bronze & Ivory Stampin' Blends Combo Pack - 154922



Wink Of Stella Clear Glitter Brush - 141897



Rhinestone Basic Jewels - 144220



Real Red 3/8" (1 Cm) Faux Linen Ribbon - 158129



Simply Elegant Trim - 155766



Reach For The Stars Dies - 161185



Paper Trimmer - 152392



Stampin' Cut & Emboss Machine - 149653




Stampin' Seal - 152813



Stampin' Seal+ - 149699



Stampin' Dimensionals - 104430



One Horse Triple Tier Card Photos

Tami White
tami@stampwithtami.com
www.stampwithtami.com



— Carousel Fun Fold —



Tami's
TRIPLE TIER
FUN FOLD CARD SERIES

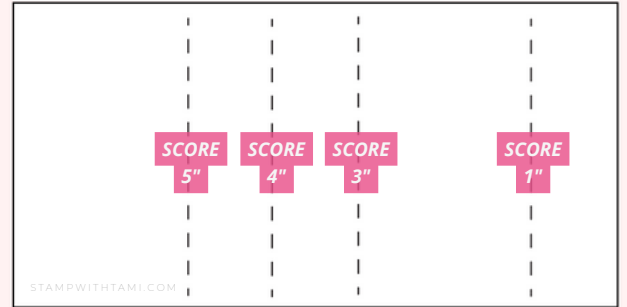
COLLECT THEM ALL AT STAMPWITHTAMI.COM





Triple Tier CARD TEMPLATE

TOP TIER:
3" X 3"



KICKSTAND FOR BACK:
7" X 3-1/2" for Portrait Card
7" x 4-1/8" for Landscape Card

MIDDLE TIER SLIDER STRIP:
4" X 1"



MIDDLE TIER:
10-1/4" X 3-1/8"

SCORE 6-3/4" & 3-3/8"

SLITS

From the edge at 1" & 2-3/8"
Cut slit from 1/4" to 2-1/2"



BOTTOM TIER SLIDER STRIP:
5" X 1"

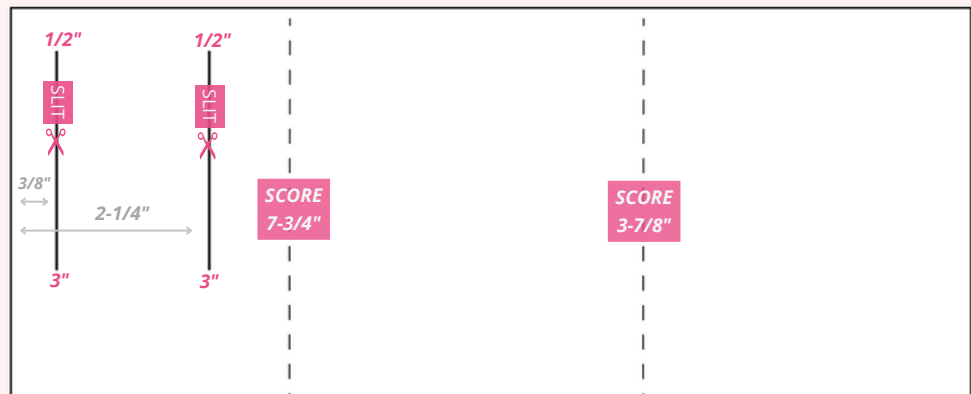


BOTTOM TIER:
11" X 4-1/2"

SCORE 7-3/4" & 3-7/8"

SLITS

From the edge at 3/8" & 2-1/4"
Cut slit from 1/2" to 3"



I've modified the bottom tier to work with 8-1/2" x 11" card stock. If you have 12" x 12" card stock use 11-5/8" x 4-1/2" for the base.

