

## PARTY CRACKERS & TREAT BOX



### PARTY CRACKERS

- Designer Paper for Cracker Box Die: 6" x 5-1/4" each
- Cut cracker box with die.
- Assemble the cracker boxes and tie ribbon.

### BOX

- BOX BASE - CARD STOCK: 10-3/8" X 10-3/8"
- BOX LID - DESIGNER PAPER: 10-1/2" X 10-1/2"
- WINDOW SHEET: 5-1/2" X 4"
- SCORE: 1-1/4" & 2-1/2" on all sides
- Cut the corners as shown in yellow on the template
- Cut the largest Countryside Corners die from the center for window (see video)
- Assemble the box with Seal +
- Assemble the rest of the box

### TAG

- Stamp the Countryside Corners stamp & words in Versamark on Boho. Emboss in white. (I cut this 1 image to use on 2 additional cards). See photo.
- Cut the tag out.
- Attach ribbon.



I used the same stamped Countryside Corners image to make all 3 tags.



# Countryside Party Crackers & Box

Tami White  
tami@stampwithtami.com  
www.stampwithtami.com



Timeless Arrangements Bundle (English) - 161526



Timeless Arrangements Photopolymer Stamp Set (English) - 161521



Timeless Arrangements Dies - 161525



Cracker & Treat Box Dies - 159182



Countryside Corners Dies - 161471




Countryside Inn 12" X 12" (30.5 X 30.5 Cm) Designer Series Paper - 161467



Window Sheets - 142314



Basic White 12X12 (30.5 X 30.5 Cm) Cardstock - 159231



Boho Blue 8-1/2" X 11" Cardstock - 161724



VersaMark Pad - 102283



Basics Embossing Powders - 155554




Heat Tool - 129053



Night Of Navy 3/8" (1 Cm) Bordered Ribbon - 160581



Boho Blue 3/8" (1 Cm) Textured Ribbon - 161631



Iridescent Pearl Basic Jewels - 158987



Stampin' Cut & Emboss Machine - 149653



Paper Trimmer - 152392




Embossing Additions Tool Kit - 159971



Simply Scored Scoring Tool - 122334

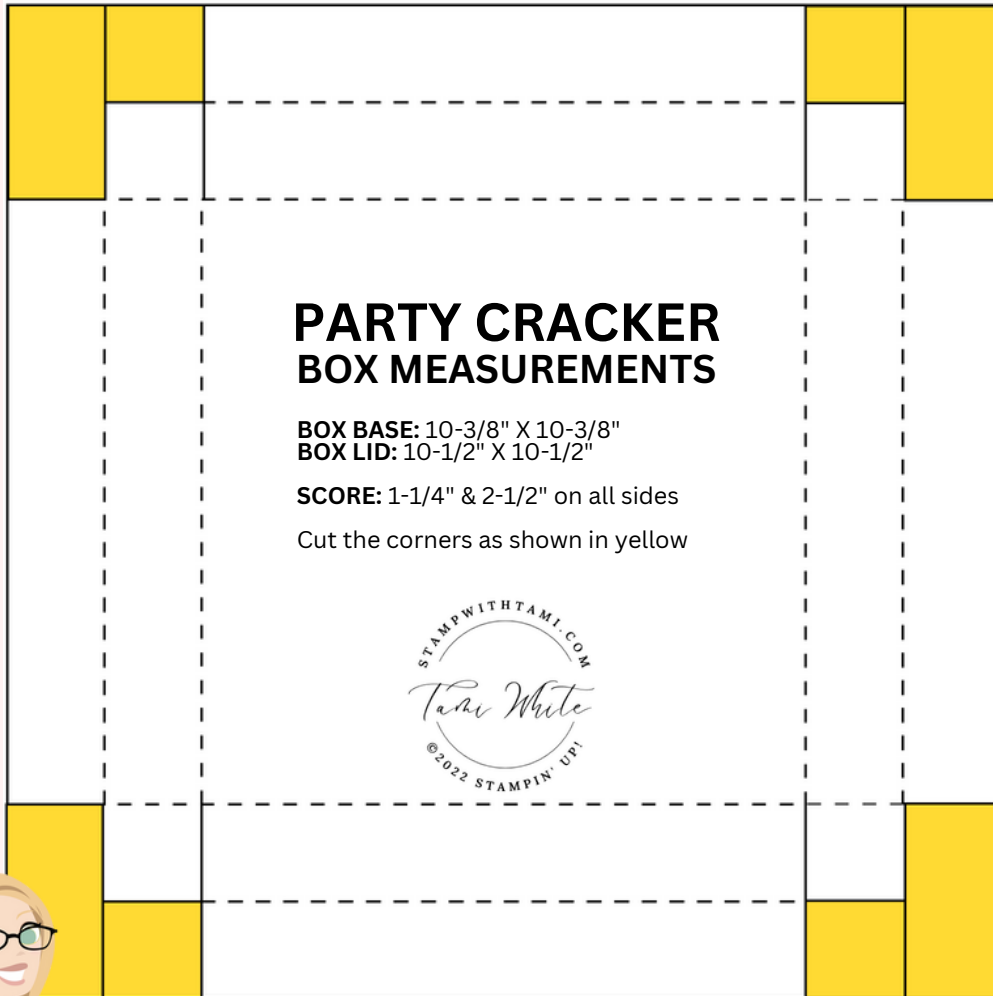


Stampin' Seal - 152813



# Party Cracker

## BOX TEMPLATE



stampwithtami.com

