



CAROUSEL HORSES CARD




CUTS

- Basic White Card Base: 8-1/2" x 5-1/2" score in half
- Fresh Freesia, Coastal Cabana, Lemon-Lime Twist, Granny Apple Green & Basic White: 5-1/2" x 4-1/4"
- Scraps: Basic White

INSTRUCTIONS

- Stamp the horse and pole images on Basic White scrap.
- Color the images with the Stampin' Blends Markers.
- Using the Stampin' Cut & Emboss Machine:
 - Cut the horse and pole images.
 - Nest all of the Countryside Corner dies and cut in each of the colors.
 - Cut the largest Countryside Corners die from Basic White
- Nest and attach the Countryside panels to the large Basic White panel.
- Use the Paper Trimmer to cut the panel into quarters.
- Attach the 4 Countryside panels to the corners of the card base with Stampin' Dimensionals.
- Stamp the words in the center.
- Attach the horse and pole images.
- Attach the Pastel Rhinestones.

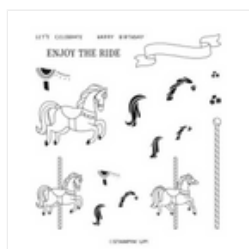


Carousel Horses Countryside Card

Tami White
tami@stampwithtami.com
www.stampwithtami.com



Carousel Horses Bundle - 161466



Carousel Horses Photopolymer Stamp Set (English) - 161463




Carousel Horses Dies - 161465



Countryside Corners Dies - 161471



Tuxedo Black Memento Ink Pad - 132708



Lemon Lime Twist 8-1/2" X 11" Cardstock - 144245



Granny Apple Green 8-1/2" X 11" Cardstock - 146990




Coastal Cabana 8-1/2" X 11" Cardstock - 131297



Fresh Freesia 8-1/2" X 11" Cardstock - 155613



Basic White 8-1/2" X 11" Cardstock - 159276



Iridescent Pastel Gems - 160429



Stampin' Seal - 152813



Stampin' Dimensionals - 104430



Blackberry Bliss Stampin' Blends Combo Pack - 154877



Fresh Freesia Stampin' Blends Combo Pack - 155518



Bubble Bath Stampin' Blends Combo Pack - 161675



Copper Clay Stampin' Blends Combo Pack - 161662



Daffodil Delight Stampin' Blends Combo Pack - 154883



Stampin' Cut & Emboss Machine - 149653



Paper Trimmer - 152392

Don't miss my other tutorials from the Countryside Inn Series!

