



SHARE A MILKSHAKE 2-IN-1 WINDOW CARD



SEE STAMPIN SCOOP SHOW EPISODE #161 FOR HOW TO MAKE THIS CARD

CUTS

- Basic White Card Base: 8-1/2" x 5-1/2" score in half
- Basic White for Front Window Flap: 11" x 4-1/4" score in half
- Fresh Freesia: 5-1/2" x 4-1/4"
- Coastal Cabana: 5-1/2" x 4-1/4"
- Scraps: Holographic Trio (spoon), Basic White, Easrly Espresso, Poppy Parade & Pecan Pie

INSTRUCTIONS

- Ink the ice cream stamp in Freesia, using the Highland Heather Stampin' Write Marker, color on the edge of the stamp. Spritz with water, then stamp on Basic White. Repeat with Cabana / Lagoon.
- Using the Stampin' Cut & Emboss Machine:
 - Cut the 2 stamped ice cream pieces.
 - Cut: Spoon - Holographic, Chocolate - Espresso, Cherry - Poppy, Cone - Pecan Pie.
 - Nest all of the Countryside Corner dies and cut the Coastal Cabana and again in Fresh Freesia.
 - Cut the 11" x 4-1/4" folded panel with the largest Countryside die. Be sure the left edge of the die is just over the edge of the fold so it creates a folded panel.
 - Emboss the background of the card base with the Countryside Blossoms Folder.
- Alternate the Coastal Cabana & Freesia die cuts and attach to the top of the Countryside cut folded panel.
- Cut the center of the Countryside folded panel to create the window.
- Carefully stamp the greeting through the window cut in the last step.
- Sponge the edges of the cherry & cone with sponge daubers and color the stem of the cherry with Black Marker.
- Assemble the card with Seal Adhesive.
- Tap Wink of Stella Glitter pen over the top to create shimmer splatters.
- Attach the Iridescent Rhinestones.



Share a Milkshake 2-in-1 Window Card

Tami White
tami@stampwithtami.com
www.stampwithtami.com



Share A Milkshake
Photopolymer Stamp
Set - 160394




Share A Milkshake Dies
- 160395



Countryside
Corners Dies -
161471



Countryside Blossoms
Embossing Folder -
161473



Pecan Pie Classic
Stampin' Pad -
161665



Poppy Parade
Classic Stampin'
Pad - 147050



Coastal Cabana
Classic Stampin'
Pad - 147097



Fresh Freesia
Classic Stampin'
Pad - 155611




Tuxedo Black
Memento Ink Pad -
132708



Subtles Stampin'
Write Markers -
161698



Basic Black
Stampin' Write
Marker - 162481



Holographic Trio
12" X 12" (30.5 X
30.5 Cm) Specialty
Paper - 161744



Basic White 8-1/2"
X 11" Cardstock -
159276




Fresh Freesia 8-
1/2" X 11"
Cardstock -
155613



Coastal Cabana 8-
1/2" X 11"
Cardstock -
131297



Early Espresso 8-
1/2" X 11"
Cardstock -
119686



Pecan Pie 8-1/2" X
11" Cardstock -
161717



Poppy Parade 8-
1/2" X 11"
Cardstock -
119793




Sponge Daubers -
133773



Stampin' Spritzer -
126185



Wink Of Stella
Clear Glitter Brush
- 141897



Iridescent
Rhinestones Basic
Jewels - 158130



Stampin' Cut &
Emboss Machine -
149653



Paper Trimmer -
152392



Stampin' Seal -
152813

