

CAROUSEL HORSES CARD



CUTS

- Misty Moonlight Card Base: 4-1/4" x 11"
 - score in half
- Misty Moonlight panel: 4" x 5-1/4"
- Bright & Beautiful DSP: 3-7/8" x 5-1/8"
- Vellum: 3-1/2" x 4-3/4"
- Berry Burst: 5-1/2" x 4-1/4"
- Scraps: Lemon Lime Twist, Basic White, Basic Gray, Bubble Bath, Bright & Beautiful DSP (stripes)

INSTRUCTIONS

- Stamp large horse image in Night of Navy Ink on Basic White scrap.
- Stamp large mane & tail image in Lemon Lime Twist Ink over horse image.
- Stamp large saddle in Berry Burst Ink over horse image.
- Stamp large flowers in Lost Lagoon Ink on horse image.
- Die cut horse out with matching die.
- Die cut 3 pieces of the carousel out of Berry Burst cardstock. (You'll end up with 4 pieces)
- Die cut the large carousel top again with Lemon Lime Twist.
- Die cut the pole 2 times, once in the striped DSP and a 2nd in Basic Gray cardstock.
- Attach Designer Series Paper panel to the Misty Moonlight panel with Seal.
- Attach the Designer Series Paper panel to the card base with Dimensionals.
- Attach the top of the Basic Gray pole to the back of the carousel top.
- Attach the carousel top to the vellum with Seal.
- Attach the vellum panel to the card base with Seal. Place seal behind the carousel top so it won't show.
- Attach the cut outs from the Lemon Lime Twist carousel top to the Berry Burst carousel top with dimensionals.
- Attach striped pole along the middle of the pole center.
- Attach decorative top to card with dimensionals.
- Attach two decorative pieces to the bottom, longer piece with Seal & shorter with Dimensionals.
- Attach horse to card base with a double stack of Dimensionals.
- Stamp greeting in Berry Burst Ink on Bubble Bath scrap. Die cut with Banner from Stitched Shapes.
- Cut off top & bottom leaving only greeting and attach with a double stack of dimensionals.
- Place three small Berry Burst Tinsel Gems on the large decorative panel. Place six small Iridescent Pearl Basic Jewels on the small decorative panel colored in advance with Berry Burst Stampin' Blends.



Carousel Horses Card Supplies

Tami White
tami@stampwithtami.com
www.stampwithtami.com



Carousel Horses
Bundle - 161466




Carousel Horses
Photopolymer Stamp Set -
161463



Carousel Horses
Dies - 161465




Basic White 8-1/2"
X 11" Cardstock -
159276




Berry Burst 8-1/2"
X 11" Cardstock -
144243



Misty Moonlight 8-
1/2" X 11"
Cardstock -
153081



Lemon Lime Twist
8-1/2" X 11"
Cardstock -
144245



Basic Gray 8-1/2"
X 11" Cardstock -
121044



Vellum 8-1/2" X
11" Cardstock -
101856



Bright & Beautiful
6" X 6" (15.2 X
15.2 Cm) Designer
Series Paper -
161449



Night Of Navy
Classic Stampin'
Pad - 147110



Berry Burst Classic
Stampin' Pad -
147143




Lemon Lime Twist
Classic Stampin'
Pad - 147145




Lost Lagoon
Classic Stampin'
Pad - 161678



Berry Burst
Stampin' Blends
Combo Pack -
161681



Iridescent Pearl
Basic Jewels -
158987



Tinsel Gems Four-
Pack - 161623



Stylish Shapes
Dies - 159183



Stampin' Cut &
Emboss Machine -
149653



Paper Trimmer -
152392



Mini Stampin'
Dimensionals -
144108



Stampin'
Dimensionals -
104430



Stampin' Seal -
152813

