



## ON THE OCEAN ACCORDION CARD



### CUTS

- Boho Blue Cardbase: 11" x 4-1/4"
  - Score at 2-1/2", 3-3/4", 6-3/4" & 8-1/4"
- Pebbled Path Mats: 4" x 4", 4" x 3-1/2" & 4" x 2-1/4"
- Boho Blue Mats: 3-7/8" x 3-7/8", 3-7/8" x 3-3/8" & 3-7/8" & 2-1/8"
- Very Vanilla: 3-3/4" x 3-3/4", 3-3/4" x 3-1/4" & 3-3/4" x 2"
- Boho Strips for wave edgelit: (2) 3-7/8" x 1", (2) 3-3/8" x 1" & (2) 2-1/8" x 1"
- Scraps: Rose Gold, Basic Black, Gray Granite, Pebbled Path & Very Vanilla


### INSTRUCTIONS

- Using the Stampin' Cut & Emboss Machine cut:
  - All of the Boho wave strips with the wave edgelight.
  - Ship = Pebbled Path
  - Sails = Gray Granite
  - Mast = Black (Attach to Adhesive Sheet)
  - Clouds = Vanilla
  - Skull & Crossbones = Rose Gold
  - Emboss the sails with the Basic Folder.
- I cut a small piece of Vellum and attached behind the ship "windows".
- Stamp the birds in black on the front Vanilla panel.
- Emboss the words in Copper on one of the middle wave strips.
- Score the card base.
- Assemble the card panels with Seal Adhesive & Dimensionals.



# On the Ocean Accordion Supplies

Tami White  
tami@stampwithtami.com  
www.stampwithtami.com




On The Ocean  
Cling Stamp Set  
(English) - 160772



On The Ocean  
Dies - 160774



Very Vanilla 8-1/2"  
X 11" Cardstock -  
101650



Basic Black 8-1/2"  
X 11" Cardstock -  
121045



Tuxedo Black  
Memento Ink Pad -  
132708



Rose Gold 12" X  
12" (30.5 X 30.5  
Cm) Specialty  
Paper - 159139



Vellum 8-1/2" X  
11" Cardstock -  
101856




VersaMark Pad -  
102283



Heat Tool - 129053



Metallics  
Embossing  
Powders - 155555



Brushed Metallic  
Adhesive Backed  
Dots - 156506



Stampin' Cut &  
Emboss Machine -  
149653



Paper Trimmer -  
152392



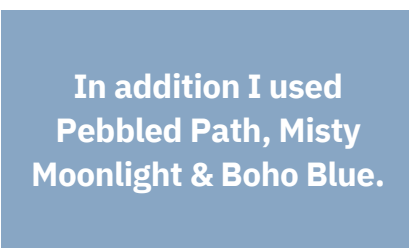
Stampin' Seal -  
152813



Adhesive Sheets -  
152334



Stampin'  
Dimensionals -  
104430



In addition I used  
Pebbled Path, Misty  
Moonlight & Boho Blue.

