




Check out my Pop & Twist video for help creating this fold.

MEASUREMENTS:

- Mango Melody Card Base: 11" x 4-1/4" scored at 5-1/2"
- Mango Melody Inside Panel Strip: 10" x 3-1/2"
Score on the long side: 2-1/2", 5" & 7-1/2"
- Mango Melody Pop Out Mechanism: 8" x 3-1/2"
Short side score: 1-3/4"
Long side mark 2-1/4" & 5-3/4" (both sides)
- Umbrella Designer Paper Front: 5-1/4" x 4"
- Designer Paper Inside (2): 5-1/4" x 4"
- Inside Pop Panels (2) White & (2) DSP: 3-1/4" x 2-1/4"
- Scraps: Designer Paper, Critters from the DSP & Corrugated White

INSTRUCTIONS:

- Stamp the words on scrap DSP in Versamark and heat emboss in black.
- Using the Stampin' Cut & Emboss machine cut the following:
Words from Staylish Shapes Banner.
2nd Largest circle from White Corrugated.
Butterflies in Flamingo & Basic Black.
Kite from Black and checked DSP scrap.
Critters from DSP. I also hand cut some flowers for the inside.
- Score the card base, panels layer and pop out mechanism per the template.
- Assemble the card. See the template/video for help assembling the pop and twist mechanism.



Rain or Shine Pop & Twist Card

Tami White

tami@stampwithtami.com

www.stampwithtami.com



Rain Or Shine
Suite Collection
(English) - 160556



Playing In The
Rain Bundle
(English) - 160551




VersaMark Pad -
102283



Basics Embossing
Powders - 155554



Rain Or Shine
Specialty 12" X 12"
(30.5 X 30.5 Cm)
Designer Series
Paper - 160540



Textured 12" X 12"
(30.5 X 30.5 Cm)
Shimmer Paper -
160838



Heat Tool - 129053



Mango Melody 8-
1/2" X 11"
Cardstock -
146989



Basic White 8-1/2"
X 11" Cardstock -
159276



Flirty Flamingo 8-
1/2" X 11"
Cardstock -
141416



Basic Black 8-1/2"
X 11" Cardstock -
121045



Stylish Shapes
Dies - 159183



Stampin' Cut &
Emboss Machine -
149653



Stampin' Seal -
152813



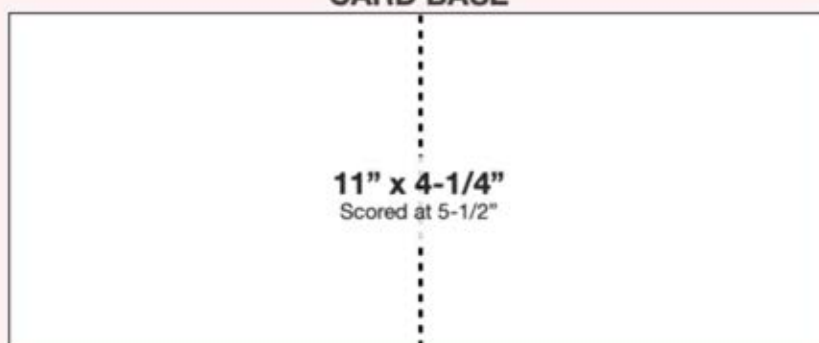
Stampin' Seal+ -
149699



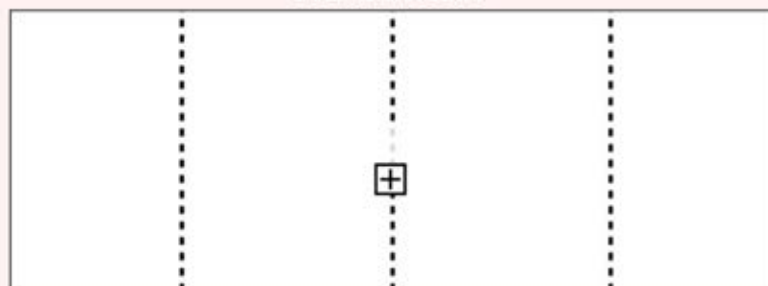
Stampin'
Dimensionals -
104430

Pop & Twist Card TEMPLATE

CARD BASE

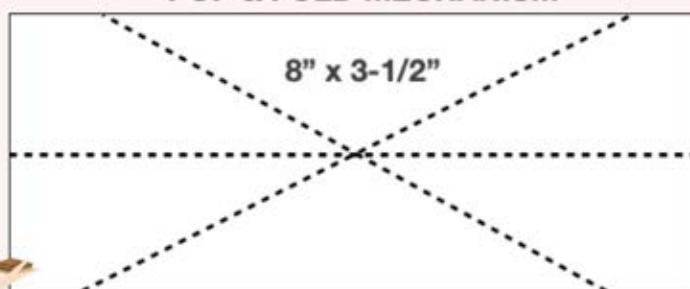


PANEL STRIP



Scored on the long side at
2-1/2", 5" & 7-1/2"

POP & FOLD MECHANISM



Scored on the short side
at 1-3/4"

Mark the long side at
2-1/4" & 5-3/4" on both
sides and score diagonally



stampwithtami.com

SCAN FOR
VIDEO

