



Tami White
 tami@stampwithtami.com
 www.stampwithtami.com



MEASUREMENTS:

- Basic Black Card Base: 5-1/2" x 4-1/4"
- Basic Black Frame Panel: 5-1/2" x 4-1/4"
- Basic Black Pull "Curtain" Panels (2): 5-3/8" x 4-1/8"
 Score on the long side at 1-1/16" & 2-5/8"
- Basic Black Slide Holders (2): 6-1/4" x 3/4"
 Score at each end at 1"
- Basic Black I Beam: 4" x 3/4"
- Designer Series Paper for Front Frame: 5-1/4" x 4"
- Designer Series Paper for Curtains (2): 3-3/4" x 2-1/2"
- Designer Series Paper for back: 4" x 3"
- Designer Series Paper for I-Beam: 4" x 3/4"
- Window Sheet to hold word label: 2" x 1"
- Scraps of Black and DSP Flowers

INSTRUCTIONS:

- On black scrap stamp the words in Versamark and heat emboss. Cut with the label die.
- Attach the frame DSP panel to the card base with Seal Adhesive around the edge.
- Cut a window from the center with the 4th largest Stitched Rectangle Die.
 Optional: Use a circle punch to cut tabs on either side for pull
- Using the Paper Trimmer cut the I Beam per the template.
- Cut the slits on the curtain panels per the template.
- Line up and attach the 2 curtain panels to the card base using Seal +.
- Attach the designer series paper to the theater back and 2 curtains.
- Attach the Designer paper and flowers to the I Beam, then insert through the slits.
- Attach the 2 slide holder to the back of the frame on either side and attach to the curtain pulls.
- Attach the words to the Window Sheet and attach to the frame.
- Cut flowers out of the designer paper and attach to the card.



Fragrant Flower [Theater Card Series Card 1]

Tami White
 tami@stampwithtami.com
 www.stampwithtami.com



Fragrant Flowers Bundle (English) - 162379




Fragrant Flowers Cling Stamp Set (English) - 160454



Fragrant Flowers Dies - 160459



Favored Flowers 12" X 12" (30.5 X 30.5 Cm) Designer Series Paper - 160833



Window Sheets - 142314



VersaMark Pad - 102283



Basics Embossing Powders - 155554



Heat Tool - 129053



Basic Black 8-1/2" X 11" Cardstock - 121045



Pastel Pearls - 154571




Paper Trimmer - 152392



Rectangle Stitched Dies - 151820



Stampin' Cut & Emboss Machine - 149653



Black Stampin' Dimensionals Combo Pack - 150893



Stampin' Seal - 152813

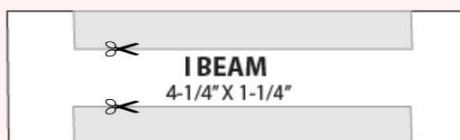
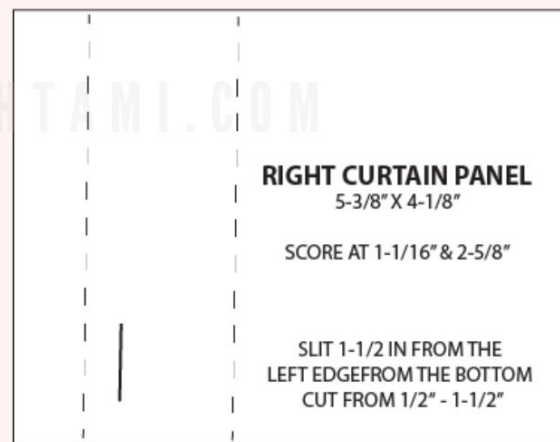
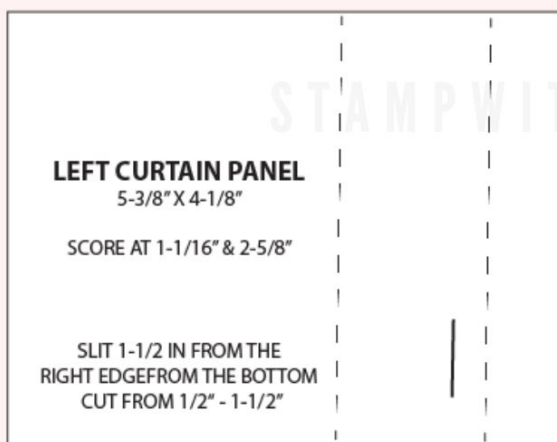
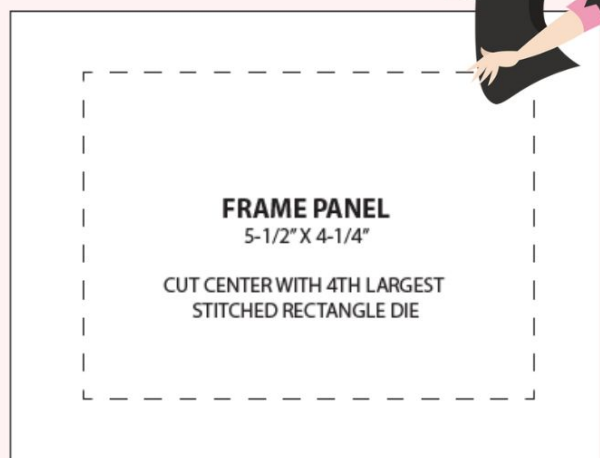


Stampin' Seal+ - 149699



Theater Stage

CARD TEMPLATE



STARTING 1/2" IN FROM EACH EDGE OF THE TOP AND BOTTOM CUT 1/4" IN
CUT FROM SLIT TO SLIT TO CREATE THE I BEAM SHAPE

SEE VIDEO AT STAMPWITHTAMI.COM