



Card 24 in my series of Holiday Photo Cards. Cards 22-24 were created with the Stampin Up Boughs of Holly Suite.

MEASUREMENTS

- Basic Black Easel Fold Card Base: 8-1/2" x 5-1/2"
Scored at 2-1/8" & 4-1/4"
- Basic Black Front: 5-1/2" x 4-1/4"
- Designer Paper: 5-1/4" x 4"
- Glitter Paper: 3-3/4" x 2-3/4"
- Photo: 3-1/2" x 2-1/2" Wallet Size
- Scraps of black for the words

INSTRUCTIONS

- Stamp with the words in Versamark on inside white panel.
- Pour White Emboss Powder over the words and heat with Heat Tool.
- Assemble the card.
- Attach Classic Matte Dots.

Boughs of Holly Photo Card Set [Card 24]


Tami White
tami@stampwithtami.com
www.stampwithtami.com



Boughs Of Holly
Suite Collection
(English) - 159612



Boughs Of Holly
12" X 12" (30.5 X
30.5 Cm) Designer
Series Paper -
159600




Glimmer 12" X 12"
(30.5 X 30.5 Cm)
Specialty Paper -
159537



Christmas To
Remember Cling
Stamp Set
(English) - 156300



VersaMark Pad -
102283




Classic Matte Dots
- 158146




Heat Tool - 129053



Metallics
Embossing
Powders - 155555



Embossing
Additions Tool Kit -
159971




All That Dies -
159078



Stampin' Cut &
Emboss Machine -
149653



Stampin' Seal -
152813



Black Stampin'
Dimensionals
Combo Pack -
150893

