

# Holiday Photo Cards with Sweetest Christmas [Card 3]

Tami White  
tami@stampwithtami.com  
www.stampwithtami.com



Card 3 in my series of Holiday Photo Cards. See the video tutorial for help making this card.

## PULL UP CARD MEASUREMENTS

- Real Red Card Base: 5-1/2" x 4-1/4" scored in half
- Striped Designer Paper (Front): 5-1/4" x 4"
- Basic White (Inside): 4-1/2" x 4"
- Basic White (Pull Up): 4-1/2" x 4"
- Photo Size: 3-1/2" x 2-1/2" (Wallet Sized)
- Scraps of Garden Green, Real Red & Striped DSP

## INSTRUCTIONS

- Stamp the words "Merry & Bright" in Versamark on Garden Green scrap.  
Pour white emboss powder over the top and Heat.
- Cut the words out with Paper Snips.
- Attach the striped designer paper panel to the front of the card base with Seal Adhesive.
- Using the Stampin' Cut & Emboss Machine cut the following:
  - Cut the center of the card base with the 4th smallest rectangle die
  - Make a frame with Real Red scrap and the 3rd & 5th smallest rectangle dies
  - Cut the label from the Candy Candy dies from striped designer paper
- Attach the Basic White panel to the inside with Seal Adhesive. Then seal the card base with Tear Tape on the 2 sides and the bottom.
- Stamp the words in Garden Green inside the window.
- On the front attach the Real Red frame with Seal Adhesive, and the words with Dimensionals.
- Cut the striped label in half and attach to the pull up white panel with Seal Adhesive.
- Attach the photo and Garden Green panel to the pull up panel.
- Attach ribbon and sequins.

# Holiday Photo Cards with Sweetest Christmas [Card 3]

Tami White  
tami@stampwithtami.com  
www.stampwithtami.com



Sweetest Christmas Suite Collection (English) - 159579

Add to Cart




Sweet Candy Canes Bundle (English) - 161052

Add to Cart




Sweet Candy Canes Cling Stamp Set (English) - 159560

Add to Cart



Candy Canes Dies - 159569

Add to Cart




Garden Green 8-1/2" X 11" Cardstock - 102584

Add to Cart



Real Red 8-1/2" X 11" Cardstock - 102482

Add to Cart



Basic White 8-1/2" X 11" Thick Cardstock - 159229

Add to Cart




Sweetest Christmas 12" X 12" (30.5 X 30.5 Cm) Designer Series Paper - 159559

Add to Cart



Garden Green Classic Stampin' Pad - 147089

Add to Cart



Adhesive Backed Seasonal Sequins - 159964

Add to Cart



Real Red & Garden Green 3/8" (1 Cm) Ribbon Combo Pack - 159577

Add to Cart



VersaMark Pad - 102283

Add to Cart




Rectangle Stitched Dies - 151820

Add to Cart



Basics Embossing Powders - 155554

Add to Cart



Embossing Additions Tool Kit - 159971

Add to Cart

# Holiday Photo Cards with Sweetest Christmas [Card 3]

Tami White  
tami@stampwithtami.com  
www.stampwithtami.com



Heat Tool - 129053

Add to Cart



Paper Snips  
Scissors - 103579

Add to Cart



Stampin' Cut &  
Emboss Machine -  
149653

Add to Cart



Stampin' Seal -  
152813

Add to Cart



Stampin'  
Dimensionals -  
104430

Add to Cart



Basic White  
Medium Envelopes  
- 159236

Add to Cart



Tear & Tape  
Adhesive - 154031

Add to Cart