



MEASUREMENTS:

- Soft Succulent Card Base: 11" x 4-1/4" scored in half
- Basic White (Inside): 10-3/4" x 8-1/4" scored in half
- Petal Pink or card back: 5" x 3-3/4"
- Daffodil Delight: 4-7/8" x 3-5/8"
- Patterned card front: 4-3/4" x 3-1/2"
- Pop Up Mechanism: 5" x 1" scored at 1", 2", 3" & 4"

INSTRUCTIONS:

- Stamp the words on one of the die cut labels from the kit.
- Score the pop up mechanism and attach to the back of the cart.
- Assemble the card with Seal Adhesive and Stampin' Dimensionals.
- Attach Brushed Butterflies.



Pick of the Crop Pop Up


Tami White
tami@stampwithtami.com
www.stampwithtami.com




Pick Of The Crop
Paper Pumpkin
Refill - 161051




Prepaid Paper Pumpkin
Subscription 1-
Month - 137858




Soft Succulent 8-
1/2" X 11"
Cardstock -
155776



Petal Pink 8-1/2" X
11" Cardstock -
146985



Daffodil Delight 8-
1/2" X 11"
Cardstock -
119683



Basic White 8-1/2"
X 11" Cardstock -
159276



Blackberry Bliss
Classic Stampin'
Pad - 147092



Brushed Brass
Butterflies -
158136



Stampin' Seal -
152813



Stampin'
Dimensionals -
104430



Paper Trimmer -
152392