



Card 12 of my Hues of Happiness Suite Series. Visit my blog for more in this series.
SEE MY EXPLOSION POP UP CARD IN A BOX VIDEO FOR HELP

CUTS

- Card Base: 11" x 5-1/2"
Score on the long side at 2-5/8", 5-1/4", 7-7/8" & 10-1/2"
Score on the short side at 2-1/4"
- Crossbars: (3) 3-5/8" x 1-1/8" score at 1/2" on either end
- Polka Dot DSP for the bottom: (4) 3" x 2-3/8"
- Plaid DSP for the top: (4) 2" x 2-3/8"
- Window Sheet Strips: (approx 8) 1/4" x 3" Strips
- Scraps: Floral DSP, Old Olive & Basic Black

INSTRUCTIONS

- Stamp the words on black scrap in Versamark ink. Pour white emboss powder over top and heat emboss. Trim out with Paper Snips.
- Using the Stampin' Cut & Emboss Machine cut:
8-10 flowers from the Hues of Happiness DSP with the coordinating dies.
Approx. 4 leaves from Old Olive and the Forver Flourishing Dies.
Fence from white scrap (Adhesive Sheet) and the Horizon Dies.
- Score and cut the card base according to the template.
- Assemble the card box with Seal + Adhesive and attach the 3 crossbars inside (see video for help).
- Attach the DSP panels to the card base with Seal Adhesive. Attach the fence to the front.
- Attach the flowers and leaves to the Window Sheet strips with Glue Dots. Then attach to the crossbars.
- Attach words and a flower on each of the folding top flaps with Black Stampin' Dimensionals.
- Attach Glossy Dots.



Hues of Happiness Explosion Box Card

Tami White
tami@stampwithtami.com
www.stampwithtami.com




Hues Of Happiness Suite Collection (English) - 158828




Happiness Abounds Bundle (English) - 158824



VersaMark Pad - 102283



Basic Black 8-1/2" X 11" Cardstock - 121045



Basic White 8-1/2" X 11" Cardstock - 159276




Old Olive 8-1/2" X 11" Cardstock - 100702



Window Sheets - 142314



Hues Of Happiness 12" X 12" (30.5 X 30.5 Cm) Designer Series Paper - 158822



Perfectly Penciled 12" X 12" (30.5 X 30.5 Cm) Designer Series Paper - 159244



Basics Embossing Powders - 155554



Heat Tool - 129053



Horizon Dies - 157778



Forever Flourishing Dies - 152714



Stampin' Cut & Emboss Machine - 149653



Simply Scored Scoring Tool - 122334



Stampin' Seal - 152813



Stampin' Seal+ - 149699



Mini Glue Dots - 103683




Paper Snips Scissors - 103579



Adhesive Sheets - 152334

Hues of Happiness Explosion Box Card


Tami White
tami@stampwithtami.com
www.stampwithtami.com



Glossy Dots Assortment - 158827

Explosion Card in a Box CARD TEMPLATE

11" x 5-1/2"



3-5/8" x 1-1/8"
scored 1/2" on
either end

← x3 CROSSBAR STRIPS



stampwithtami.com

SCAN FOR
VIDEO

