Tami White
tami@stampwithtami.com
www.stampwithtami.com

Cards 6 & 7 in my Double Angled Gatefold Card Series.
VIEW VIDEO FOR HOW TO CREATE THESE CARDS

CUTS:

- Card Base: 11" X 5-1/2"
  Scored at 3-3/8" on either side.
- 2 Front Frame Layers: 3-1/8" x 5-1/4"
- 2 Front Top DSP Layers: 2-7/8" x 5"
- Basic White or DSP (Inside): 5-1/4" x 4"
- Scraps: DSP, Rose Gold, Vellum Cardstock, Balmy Blue & Basic White

CARD INSTRUCTIONS:

- Stamp the words on Basic White scrap paper.
- Blue Card: Using Paper Snips cut out the flowers from the designer series paper.
- Using the Stampin' Cut & Emboss Machine:
  Cut the words out with the tag die.
  Cut the 3rd largest circle out of Rose Gold from Stylish Shapes
  Cut the 4th largest circle out of Balmy Blue from Stylish Shapes
  Cut the foliage from Vellum & Rose Gold
- Create the Angled Gatefold (see template or video for help):
  Mark 1-3/4" from the top on either end.
  Mark the bottom 1" in on either side.
  Cut from the 1" mark to the 1-3/4" mark, then from the 1-3/4" mark to the score line on the top on either side.
  Mark and cut the front panels and cut at the same marks.
- Attach the magnets per the video instructions.
- Blue Card: Assemble the pieces and foliage die cuts with either Seal Adhesive or Mini Glue Dots.
- Assemble the card together using Seal Adhesive. Use Stampin' Dimensionals on the flowers and words.

Images © Stampin' Up! 1990 - Current

Angled Gatefold Cards with Awash in Beauty [Cards 6 & 7]

Tami White
tami@stampwithtami.com
www.stampwithtami.com

Awash In Beauty Suite Collection (English) - 158988

True Beauty Bundle (English) - 158984

True Beauty Cling Stamp Set (English) - 158976

Organic Beauty Dies - 158983

Awash In Beauty 12" X 12" (30.5 X 30.5 Cm) Designer Series Paper - 158973

Rose Gold 12” X 12” (30.5 X 30.5 Cm) Specialty Paper - 159139

Vellum 8-1/2" X 11" Cardstock - 101856

Merry Merlot 8-1/2" X 11" Cardstock - 146979

Polished Pink 8-1/2" X 11" Cardstock - 155710

Balmy Blue 8-1/2" X 11" Cardstock - 146982

Basic White 8-1/2" X 11" Cardstock - 159276

Tuxedo Black Memento Ink Pad - 132708

Simply Elegant Trim - 155766



Iridescent Pearl Basic Jewels - 158987

Stylish Shapes Dies - 159183

Mini Pocket Envelope Dies - 159167

Stampin' Cut & Emboss Machine - 149653

Paper Trimmer - 152392

Stampin' Seal - 152813

Stampin' Dimensionals - 104430

Images © Stampin' Up! 1990 - Current

Tami White
tami@stampwithtami.com
www.stampwithtami.com

Bone Folder - 102300

Double Angled Gatefold
CARD TEMPLATE

CARD BASE

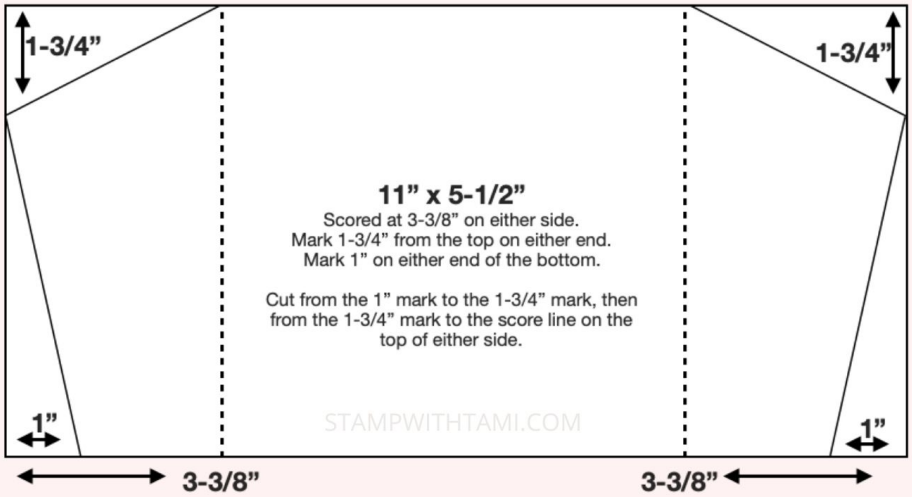

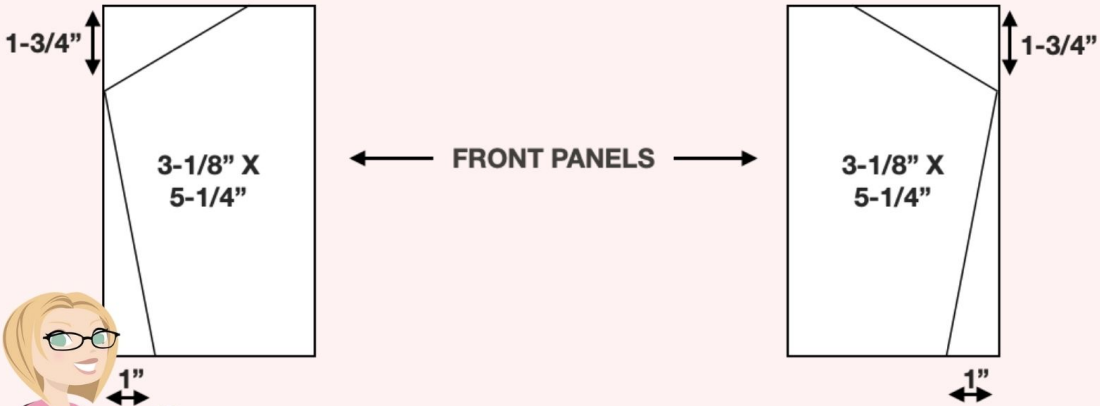

stampwithtami.com

SCAN FOR VIDEO

Images © Stampin' Up! 1990 - Current