



Tami White
tami@stampwithtami.com
www.stampwithtami.com



PANELS

CUTS:

- **Smoky Slate Card Base:** 11" x 4 1/4" score at 5 1/2"
- **Panel Strip:** 10" x 3-1/2"
Long Side Score at 2-1/2", 5" & 7-1/2"
- **Pop Out Mechanism:** 8" x 3-1/2"
Short Side Score at 1-3/4"
Long Side mark at 2-1/4" & 5-3/4" (both sides)

- **DSP Front:** 5-1/4" x 4"
- **Gold Foil:** (3) 5" x 3-3/4"
- **DSP Inside:** 5-1/4" x 4"
- **Shimmery White:** 5" x 3-3/4"
- **Gold Foil Inside Panels:** (4) 3-3/8" x 2-3/8"
- **Shimmer White Inside Panels:** (2 of each) 3-1/4" x 2-1/4"
- **Scraps Gold Foil & Shimmer White**

CARD INSTRUCTIONS:

- Using Versamark stamp the crane on scrap paper, and words on the 2 inside panels.
- Pour Gold Emboss powder over the stamped images and Heat Emboss.
- Using the Stampin' Cut & Emboss Machine:
Crane image with coordinating die.
(2) Long Flower dies (attached to Adhesive Sheet).
(2) Dragonfly dies (attached to Adhesive Sheet).
3rd Smallest Diorama die from Mother of Pearl.
4th Smallest Diorama die from Gold Foil.
- Score the card base, panels layer and pop out mechanism per the template.
- Assemble the card
Using Seal Adhesive attach:
Front and inside Gold Foil, DSP and Shimmer White panels to the card base.
Attach the pop out Gold Foil & Shimmer White panels (attach die cuts)
Attach the Diorama panels to the card base.
Using Seal+ to attach:
The pop out mechanism.
Panel layer.
See the video tutorial.
Using Stampin' Dimensionals attach the crane to the front.



Pop & Twist - Crane of Fortune

Tami White
tami@stampwithtami.com
www.stampwithtami.com




Symbols Of
Fortune Suite
Collection
(English) - 157667



Crane Of Fortune
Bundle (English) -
157663



Symbols Of
Fortune 12" X 12"
(30.5 X 30.5 Cm)
Specialty Designer
Series Paper -
157652



Mother Of Pearl
12" X 12" (30.5 X
30.5 Cm) Specialty
Paper - 157666



Gold Foil Sheets -
132622



Shimmery White 8-
1/2" X 11"
Cardstock -
101910



Smoky Slate 8-1/2"
X 11" Cardstock -
131202



Simply Scored
Scoring Tool -
122334



Layering Diorama
Dies - 155565



Stampin' Cut &
Emboss Machine -
149653



Stampin' Seal -
152813



Stampin' Seal+ -
149699



Stampin'
Dimensionals -
104430



Versamark Pad -
102283

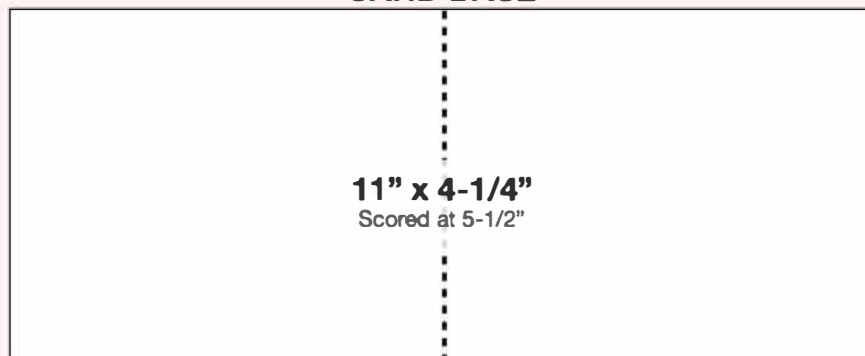


Metallics
Embossing
Powders - 155555

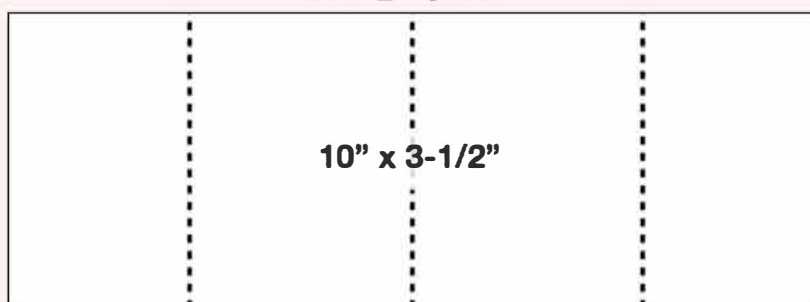
Pop & Twist Card

TEMPLATE

CARD BASE

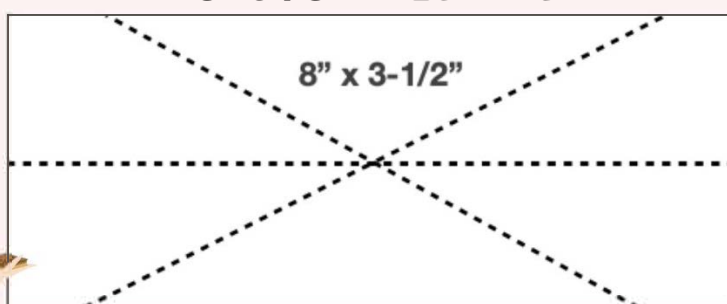


PANEL STRIP



Scored on the long side at
2-1/2", 5" & 7-1/2"

POP & FOLD MECHANISM



Scored on the short side
at 1-3/4"

Mark the long side at
2-1/4" & 5-3/4" on both
sides and score diagonally



stampwithtami.com

SCAN FOR
VIDEO

