

# Rainbow Easter Egg Cards

Tami White  
[tami@stampwithtami.com](mailto:tami@stampwithtami.com)  
[www.stampwithtami.com](http://www.stampwithtami.com)



## Rainbow Easter Egg Card Tutorial

### CUTS:

#### CARD

- Card Base - 8-1/2" x 5-1/2" score in half at 4-1/4"
- Top Layer - 5-1/4" x 4"
- Playing with Patterns Designer Paper - 3-3/4" x 3-3/4"
- Basic White - 3/4" x 3"
- Scraps - Old Olive and Colored Card Stock to match the card base

### INSTRUCTIONS:

#### CARD

- Stamp the words on the Basic White strip. Punch the banner tail with the Banner Pick a Punch. You may need to trim this down.
- Using the Stampin Cut & Emboss machine, cut the largest oval die in the center of the top layer.
- Texture the oval panel with the Subtle Folder.
- Punch 2 pieces from the Perennial Flower punch with card stock to match the card base.
- Punch 2 sprigs from Old Olive scraps.
- Assemble the 2 flower sections and the 2 sprigs together with Glue Dots.

# Rainbow Easter Egg Cards

Tami White

[tami@stampwithtami.com](mailto:tami@stampwithtami.com)

[www.stampwithtami.com](http://www.stampwithtami.com)

- Line up and attach the Designer Paper to the card base with Seal Adhesive.
- Attach the Polka Dot ribbon across the front with Seal Adhesive.
- Attach the oval panel with Stampin' Dimensionals.
- Attach the flower with Stampin' Dimensionals and line up and attach the word banner with Seal Adhesive.
- To create shimmer mist, pour Rubbing Alcohol and a few drops of Champagne Shimmer mist into Spritzer. Shake well. Spritz card with the mist.

## SUPPLIES

Rubbing Alcohol for Shimmer Mist.




[A Wish For Everything Cling Stamp Set \(En\) - 149320](#)



[Basic Gray Classic Stampin' Pad - 149165](#)



[Playing With Patterns 6" X 6" \(15.2 X 15.2 Cm\) Designer Series Paper - 152490](#)




[Purple Posy 8-1/2" X 11" Cardstock - 150881](#)



[Coastal Cabana 8-1/2" X 11" Cardstock - 131297](#)




[Night Of Navy 8-1/2" X 11" Cardstock - 100867](#)



[Crushed Curry 8-1/2" X 11" Cardstock - 131199](#)



[Calypso Coral 8-1/2" X 11" Cardstock - 122925](#)



[Basic White 8-1/2" X 11" Cardstock - 159276](#)



[Old Olive 8-1/2" X 11" Cardstock - 100702](#)

# Rainbow Easter Egg Cards


Tami White

[tami@stampwithtami.com](mailto:tami@stampwithtami.com)

[www.stampwithtami.com](http://www.stampwithtami.com)



[Whisper White 5/8\"](#)  
[\(1.6 Cm\) Polka Dot](#)  
[Tulle Ribbon -](#)  
[146912](#)




[Frosted & Clear](#)  
[Epoxy Droplets -](#)  
[147801](#)



[Butterfly Gems -](#)  
[152481](#)



[Champagne Mist](#)  
[Shimmer Paint -](#)  
[147044](#)



[Stampin' Spritzer -](#)  
[126185](#)




[Perennial Flower](#)  
[Punch - 149522](#)



[Sprig Punch -](#)  
[148012](#)



[Banners Pick A](#)  
[Punch - 153608](#)



[Layering Ovals](#)  
[Dies - 151771](#)



[Subtle 3D](#)  
[Embossing Folder](#)  
[- 151775](#)



[Stampin' Cut &](#)  
[Emboss Machine -](#)  
[149653](#)



[Stampin' Seal -](#)  
[152813](#)



[Stampin'](#)  
[Dimensionals -](#)  
[104430](#)



[Glue Dots -](#)  
[103683](#)