




Stamp with Tami.com

# Video Tutorials

## HOW TO MAKE A FATHER'S DAY ROWBOAT CARD



FEATURING THE STAMPIN' UP!  
BY THE DOCK BUNDLE



STAMPWITHTAMI.COM

Click for video & to order these Stampin' Up Products:  
[stampwithtami.com/blog/2020/05/fathers-day-2020](http://stampwithtami.com/blog/2020/05/fathers-day-2020)

### Card Measurements:

**Very Vanilla Card Base:** 11" x 4-1/4" scored at 5-1/2" & 2-3/4"

**Early Espresso:** 5-1/8" x 3-7/8"

**Watercolor Paper:** 5" x 3-3/4"

**Scraps:** Very Vanilla and Early Espresso

**Do you love photos and  
written instructions?**

Join my VIP Online Stamp  
Club for exclusive video  
classes with step-by-step  
written and photo tutorials!





**By The Dock Bundle  
(English)**  
153817




**By The Dock Cling  
Stamp Set (English)**  
151622




**Dockside Dies**  
151618



**Fluid 100 Watercolor  
Paper**  
149612



**Very Vanilla 8-1/2" X  
11" Cardstock**  
101650



**Early Espresso 8-1/2"  
X 11" Cardstock**  
119686



**Tuxedo Black  
Memento Ink Pad**  
132708



**Pool Party Classic  
Stampin' Ink Refill**  
122933



**Daffodil Delight Classic  
Stampin' Ink Refill**  
119672



**Aqua Painters**  
103954



**Crumb Cake Stampin'  
Blends Markers Combo  
Pack**  
144601



**Soft Suede Stampin'  
Blends Markers Combo  
Pack**  
147273



**Smoky Slate Stampin'  
Blends Markers Combo  
Pack**  
145058



**Word Wishes Dies**  
149629



## Notes:

