



Stamp with Tami.com

Video Tutorials

HOW TO MAKE AN ORIENTAL SCREEN FOLD CARD



FEATURING THE STAMPIN' UP!
LEAVE A LITTLE SPARKLE STAMP SET

STAMPWITHTAMI.COM



Click for video & to order these Stampin' Up Products:
stampwithtami.com/blog/2020/04/screen-fold

Card Measurements:

Basic Gray Card Base: 11" x 5-1/2" scored at 2-3/4", 5-1/2" & 8-1/4"

Insert Panels:

Pretty Peacock Foil Sheets (4): 4-1/2" x 2-1/2"

Pretty Peacock Designer Paper (4): 4-1/4" x 2-1/4"

Vellum Card Stock (2): 4-1/4" x 2-1/4"

Front Panel:

Pretty Peacock Foil Sheet: 3-1/2" x 2-1/2"

Sparkle Shimmer Paper: 3-3/8" x 2-3/8"

Basic Gray: 3-1/4" x 2-1/4"

Do you love photos and written instructions?

Join my VIP Online Stamp
Club for exclusive video
classes with step-by-step
written and photo tutorials!





Leave A Little Sparkle
Cling Stamp Set
149292




Pretty Peacock Classic
Stampin' Pad
150083



VersaMark Pad
102283



Sparkle Glimmer Paper
146957



Noble Peacock
Specialty Designer
Series Paper
149493




Noble Peacock Foil
Sheets
149495




Basic Gray 8-1/2" X
11" Cardstock
121044



Vellum 8-1/2" X 11"
Cardstock
101856



Rhinstone Basic
Jewels
144220



Holiday Rhinstone
Basic Jewels
150457



Heat Tool (Us And
Canada)
129053



Embossing Buddy
103083



Shimmer White
Stampin' Emboss
Powder
149511



Simply Scored
122334



Everyday Label Punch
144668



Snail Adhesive
104332



Mini Glue Dots
103683



Notes:

