




HOW TO MAKE A SHUTTER CARD




FEATURING THE STAMPIN' UP! BIRTHDAY BONANZA SUITE



CAPTURE THE GOOD STAMP SET

Click for video & to order these Stampin' Up Products:

stampwithtami.com/blog/2020/01/shutter-card

Card Measurements:

Card Base: 8-1/2" x 5-1/2" scored on the long side at 2-1/8" (both ends)

INSIDE

Coastal Cabana Strips for arms: 2-1/2" x 2-3/4" and 2-1/2" x 2-1/4"
Score on the 2-1/2" side at 1/8"

Designer Paper: 5-1/2" x 3"
White scrap for camera. DSP scrap for Koala

FRONT

Basic Black: (2): 5-1/4" x 1-15/16"
Designer Paper: 5-1/8" x 1-7/8"

Coastal Cabana: 3-1/4" x 2-1/4"
Basic Black: 3" x 2"
Whisper White: 2-7/8" x 1-7/8"

Do you love photos and written instructions?

Join my VIP Online Stamp Club for exclusive video classes with step-by-step written and photo tutorials!





Capture The Good Cling Stamp Set
150388



Birthday Bonanza Suite Bundle
153929



Bonanza Buddies Photopolymer Stamp Set
151567



Bonanza Dies
151566



Birthday Bonanza Designer Series Paper
151313



Daffodil Delight 1/4" (6.4 Mm) Ruched Ribbon
151311



Assorted Pompoms
151310



Tuxedo Black Memento Ink Pad
132708




Smoky Slate Classic Stampin' Pad
147113



Smoky Slate Stampin' Blends Markers Combo Pack
145058




Coastal Cabana 8-1/2" X 11" Cardstock
131297



Basic Black 8-1/2" X 11" Cardstock
121045



Whisper White 8-1/2" X 11" Cardstock
100730



Daffodil Delight 8-1/2" X 11" Cardstock
119683




Stampin' Trimmer
126889



Paper Snips
103579



Tailored Tag Punch
145667



Snail Adhesive
104332



Mini Glue Dots
103683



Stampin' Dimensionals
104430



Notes:

