

Stamp with Tami.com

# Video Tutorials

## CREATE YOUR OWN CUSTOM DESIGNER PAPER



FEATURING THE STAMPIN' UP!  
BOTANICAL PRINTS MEDLEY

STAMPWITHTAMI.COM

Click for video & to order these Stampin' Up Products:

[stampwithtami.com/blog/2020/01/botanical-prints-medley](http://stampwithtami.com/blog/2020/01/botanical-prints-medley)

### Card Measurements:

**Card Base:** 8-1/2" x 5-1/2" scored in half

**DSP Layer:** 4-7/8" x 3-5/8"

**Vellum Cardstock:** 4-7/8" x 3-5/8"

**Basic Black:** 5" x 3-3/4"

**Bottom Layer:** 5-1/4" x 4"

**Scrap:** Whisper White, Basic black, Copper Foil, Old Olive and/or Blackberry Bliss

**Do you love photos and  
written instructions?**

Join my VIP Online Stamp  
Club for exclusive video  
classes with step-by-step  
written and photo tutorials!





**Botanical Prints  
Product Medley  
(English)**  
151301



**Tuxedo Black  
Memento Ink Pad**  
132708



**Rich Razzleberry Light  
Stampin' Blends  
Marker**  
144584



**Balmy Blue Light  
Stampin' Blends  
Marker**  
148540



**Old Olive Light  
Stampin' Blends  
Marker**  
144574



**Calypso Coral Light  
Stampin' Blends  
Marker**  
144042



**Mango Melody Light  
Stampin' Blends**  
147943



**Copper Foil Sheets**  
142020




**Blackberry Bliss 8-  
1/2" X 11" Cardstock**  
133675



**Balmy Blue 8-1/2" X  
11" Cardstock**  
146982




**Terracotta Tile 8-1/2" X  
11" Cardstock**  
150884




**Basic Black 8-1/2" X  
11" Cardstock**  
121045




**Whisper White 8-1/2"  
X 11" Cardstock**  
100730



**Crushed Curry 8-1/2"  
X 11" Cardstock**  
131199



**Old Olive 8-1/2" X 11"  
Cardstock**  
100702



**Layering Circles Dies**  
151770



**Vellum 8-1/2" X 11"  
Cardstock**  
101856



**Snail Adhesive**  
104332



**Stampin'  
Dimensionals**  
104430



**Mini Glue Dots**  
103683



## Notes:

