



Stamp with Tami.com

# Video Tutorials

## HOW TO MAKE



A SET OF  
ALLEY CAT  
ON A FENCE  
CARD & TREAT  
POUCHES

FEATURING THE  
STAMPIN' UP!  
CAULDRON BUBBLE BUNDLE

Click for video & to order these Stampin' Up Products:

[stampwithtami.com/blog/2018/09/cauldron-bubble-cat](http://stampwithtami.com/blog/2018/09/cauldron-bubble-cat)

### Card Measurements:

**Night of Navy Card Base:** 11" x 4-1/4" (scored in half)

**Smoky Slate Card Stock:** 4-1/4" x 3" & 4-1/4" x 2-3/4"\*

\*cut to (3) 4-1/4" x 5/8" after stamping

**Scraps:** Basic Black & Crushed Curry

### Pouch Measurements:

**Toil & Trouble DSP:** 6" x 6"

**Scraps:** Basic Black & Crushed Curry

**Do you love photos  
and written  
instructions?**

Join my Online VIP  
Stamp Club for  
exclusive projects with  
step-by-step photo  
tutorials!





**Cauldron Bubble  
Clear-Mount Bundle**  
149931



**Cauldron Bubble  
Clear-Mount Stamp  
Set**  
147710



**Cauldron Framelits  
Dies**  
147914



**Toil & Trouble 12" X  
12" (30.5 X 30.5 Cm)  
Designer Series Paper**  
147531



**Spider Trinkets**  
147896




**Tuxedo Black  
Memento Ink Pad**  
132708




**Hardwood Clear-Mount  
Stamp**  
133035




**Smoky Slate Classic  
Stampin' Pad**  
147113




**Smoky Slate 8-1/2" X  
11" Cardstock**  
131202



**Basic Black 8-1/2" X  
11" Cardstock**  
121045



**Night Of Navy 8-1/2" X  
11" Cardstock**  
100867




**Crushed Curry 8-1/2" X  
11" Cardstock**  
131199



**Stampin' Trimmer**  
126889



**Big Shot**  
143263



**Stitched Shapes  
Framelits Dies**  
145372



**Corrugated Dynamic  
Textured Impressions  
Embossing Folder**  
148026



**Snail Adhesive**  
104332



**Stampin'  
Dimensionals**  
104430



**Mini Stampin'  
Dimensionals**  
144108



**Tear & Tape Adhesive**  
138995



**Multipurpose  
Adhesive Sheets**  
144106



**Black 5/8" (1.6 Cm)  
Glittered Organdy  
Ribbon**  
147897



## Notes:

