

Stamp with Tami.com

Video Tutorials

HOW TO MAKE A SET OF
Stampin' Up
LILYPAD LAKE CARDS



Click for video & to order these Stampin' Up Products:

stampwithtami.com/blog/2018/06/lilypad-lake-cards

Measurements:

Heron Sun Card

Real Red Card Stock Base: 5-1/2" x 8-1/2" Scored in Half

Basic Black: 5" x 3-3/4"

Very Vanilla: 4-3/4" x 3-1/2"

Heron Sunset Card

Whisper White Card Stock Base: 5-1/2" x 8-1/2" Scored in Half

Basic Black: 5" x 3-3/4"

Whisper White: 4-3/4" x 3-1/2"

**Do you love
photos and
written
instructions?**

Join my Online
Stamp Club for
exclusive projects
with step-by-step
photo tutorials!

Tami White - Stampin' Up!

Independent Demonstrator



www.stampwithtami.com

Page 1



LilyPad Lake Clear-Mount Bundle
148366



LilyPad Lake Clear-Mount Stamp Set
146496



Lakeside Framelits Dies
146351




Tuxedo Black Memento Ink Pad
132708




Basic Black Stampin' Write Marker
100082




Whisper White 8-1/2" X 11" Cardstock
100730



Very Vanilla 8-1/2" X 11" Cardstock
101650



Basic Black 8-1/2" X 11" Cardstock
121045



Real Red 8-1/2" X 11" Cardstock
102482



Sponge Daubers
133773



Pineapple Punch Classic Stampin' Pad
147141



Poppy Parade Classic Stampin' Pad
147050



Mango Melody Classic Stampin' Pad
147093



Flirty Flamingo Classic Stampin' Pad
147052



Lovely Lipstick Classic Stampin' Pad
147140



Rich Razzleberry Classic Stampin' Pad
147091



Detailed Trio Punch
146320



2" (5.1 Cm) Circle Punch
133782



Snail Adhesive
104332



Stampin' Dimensionals
104430

Notes:

