


Tami White
tami@stampwithtami.com
www.stampwithtami.com



Instructions:

- I used a 1.55 OZ Hershey's milk chocolate bar. Each candy bar may be slightly different in size and may require custom sizing. Here's how to figure out what size to make your paper:
Measure the candy bar length and cut your Kraft paper to the length.
Wrap your paper around the candy bar and trim off any excess.
Repeat this with the Gingham Designer Paper but cut the length down 1" for layering.
- After sizing your paper and DSP you can create the belly band by sealing with Seal +.
- Stamp the words on Poppy Parade scrap paper in Versamark. Pour White emboss powder over the top and heat.
- Using the Stampin' Cut & Emboss Machine cut the works with the Stylish Shapes Banner and white circle.
- Punch the hearts and leaves from the Country Floral Lane DSP with the Country Bouquet Punch.
- Attach the die cuts and punched pieces with Seal and Stampin' Dimensionals.
- Attach sequins.
- Wrap ribbon around the candy bar and tie at the top. Then insert inside the belly band.



Valentine's Day Chocolate Treat

Tami White
tami@stampwithtami.com
www.stampwithtami.com



Country Floral
Lane Suite
Collection
(English) - 160390



Country Bouquet
Bundle (English) -
160383




Country Bouquet
Photopolymer
Stamp Set
(English) - 160377



Country Bouquet
Punch - 160382




Real Red & Burlap
Ribbon Combo
Pack - 160386



Pastel Adhesive-
Backed Sequins -
160387




Country Floral
Lane 12" X 12"
(30.5 X 30.5 Cm)
Designer Series
Paper - 160375



Country Gingham
6" X 6" (15.2 X
15.2 Cm) Designer
Series Paper -
160388



Kraft 6" X 6" (15.2
X 15.2 Cm) Paper
Pack - 156325



Poppy Parade 8-
1/2" X 11"
Cardstock -
119793



Basic White 8-1/2"
X 11" Cardstock -
159276




VersaMark Pad -
102283



Basics Embossing
Powders - 155554



Heat Tool - 129053



Stylish Shapes
Dies - 159183



Stampin' Cut &
Emboss Machine -
149653



Paper Trimmer -
152392



Take Your Pick -
144107




Bone Folder -
102300



Stampin' Seal -
152813

Valentine's Day Chocolate Treat

Tami White
tami@stampwithtami.com
www.stampwithtami.com



Stampin' Seal+ -
149699



Stampin' Dimensionals -
104430

