

#### CUTS:

- Night of Navy Card Base: 11" x 4-1/4" scored at 2-3/4" & 5-1/2"
- Crumb Cake: 9" x 3" scored at 3" & 6"
- DSP (Background): 5-1/4" x 4"
- DSP (Background): (2) 4" x 2-1/2"
- Night of Navy: (3) 2-7/8" x 2-7/8"
- Balmy Blue: (3) 2-3/4" x 2-3/4"
- Basic White: (3) 2-1/2" x 2-1/2"
- Crumb Cake 7-1/2" x 1"
- Scraps of Petal Pink for shell die cuts

#### INSTRUCTIONS:

- Stamp the words on the top left of one of the white panels.
- Using the Stampin' Cut & Emboss Machine cut:  
1 large and multiple smaller seashells from Petal Pink.  
Cut the top of the Crumb Cake strip with the edgelit.
- Cut the crumb cake panel to 3 2-1/2" strips.
- Assemble the card with Seal Adhesive.
- Attach Flat Pearls.



# Double Z Fold Card [By the Bay Series]

Tami White  
tami@stampwithtami.com  
www.stampwithtami.com




By The Bay Suite  
Collection  
(English) - 160450



Seaside Bay  
Bundle (English) -  
160445



By The Bay 6" X 6"  
(15.2 X 15.2 Cm)  
Specialty Designer  
Series Paper -  
160434




Night Of Navy 8-  
1/2" X 11"  
Cardstock -  
100867



Balmy Blue 8-1/2"  
X 11" Cardstock -  
146982




Crumb Cake 8-1/2"  
X 11" Cardstock -  
120953



Shimmery White 8-  
1/2" X 11"  
Cardstock -  
101910



Tuxedo Black  
Memento Ink Pad -  
132708



Flat Adhesive-  
Backed Pearls -  
160449



Paper Trimmer -  
152392



Stampin' Cut &  
Emboss Machine -  
149653



Stampin' Seal -  
152813



Stampin'  
Dimensionals -  
104430