

MEASUREMENTS

Shimmery Cardbase: 8-3/4" x 7-1/2" scored at 3-3/4"

Basic Black: 8-1/8" x 3-1/8"

Petal Pink: 8" x 3"

Vellum Basics: 8" x 3"


Scraps: Shimmery White, Basic Black and Petal Pink

INSTRUCTIONS

- Stamp the words and ballerina on Shimmery Scrap paper.
- Color the ballerina image with Stampin' Blends markers.
- Cut the ballerina with Paper Snips.
- Using the Stampin' Cut & Emboss Machine cut:
 - Words and black from layering Something Fancy dies.
 - Attach Petal Pink to Adhesive Sheet and cut 2 Brushed Strokes dies.
- Assemble the card with Seal Adhesive & Stampin' Dimensionals.

Ballet Beauty Slimline Card

Tami White
tami@stampwithtami.com
www.stampwithtami.com



Ballet Beauty Cling Stamp Set (English) - 160502




Tuxedo Black Memento Ink Pad - 132708



Vellum Basics 12" X 12" (30.5 X 30.5 Cm) Specialty Designer Series Paper - 160839



Shimmery White 8-1/2" X 11" Cardstock - 101910



Basic Black 8-1/2" X 11" Cardstock - 121045



Petal Pink 8-1/2" X 11" Cardstock - 146985



Petal Pink Stampin' Blends Combo Pack - 154893




Flirty Flamingo Stampin' Blends Combo Pack - 154884



Stampin' Blends Light Combo Pack - 159465



Stampin' Blends Medium Combo - 159462



Iridescent Pearl Basic Jewels - 158987



Brushed Shapes Dies - 159177



Something Fancy Dies - 160424



Stampin' Cut & Emboss Machine - 149653



Paper Trimmer - 152392



Take Your Pick - 144107



Stampin' Seal - 152813



Stampin' Dimensionals - 104430



Adhesive Sheets - 152334



Slimline Envelopes - 157981