



MEASUREMENTS:

- **Pale Papaya Card Base:** 8-1/2" x 5-1/2" scored in half
- **Basic Black:** 5-1/8" x 3-7/8"
- **Shimmery White:** 5" x 3-3/4"
- Scrap of black for words


INSTRUCTIONS:

- Stamp the flower and leaves images randomly around the Shimmery White in Memento Black ink.
- Color the images with Stampin' Blends Markers:
 - Flowers: Blackberry Bliss & Fresh Freesia
 - Flower centers: Pale Papaya
 - Leaves: Old Olive
 - Berries: Sweet Sorbet
 - Background: Pool Party
 - See Storybook Gnome video for help with coloring.
- Stamp the words on black scrap in Versamark. Pour white emboss powder over the top and heat with Heat Tool.
- Cut out the words with Paper Snips.
- Assemble the card with Seal Adhesive and Dimensionals for the words.



Fitting Florets Card

Tami White
tami@stampwithtami.com
www.stampwithtami.com



Shimmery White 8-1/2" X 11" Cardstock - 101910




Tuxedo Black Memento Ink Pad - 132708



VersaMark Pad - 102283



Pale Papaya 8-1/2" X 11" Cardstock - 155668



Basic Black 8-1/2" X 11" Cardstock - 121045



Blackberry Bliss Stampin' Blends Combo Pack - 154877



Fresh Freesia Stampin' Blends Combo Pack - 155518



Old Olive Stampin' Blends Combo Pack - 154892



Sweet Sorbet Stampin' Blends Combo Pack - 159224




Pale Papaya Stampin' Blends Combo Pack - 155519



Pool Party Stampin' Blends Combo Pack - 154894



Stampin' Blends Color Lifter - 144608



Pale Papaya 3/8" (1 Cm) Open Weave Ribbon - 155672



Basics Embossing Powders - 155554



Stampin' Seal - 152813




Embossing Additions Tool Kit - 159971



Paper Snips Scissors - 103579



Heat Tool - 129053



Black Stampin' Dimensionals Combo Pack - 150893