

Nourish & Flourish Series [Cards 6-8]

Tami White
tami@stampwithtami.com
www.stampwithtami.com



Cards 6-8 in my Nourish and Flourish kit alternate series.

SLIMLINE CARD

- Petal Pink Card Base: 7" x 6" scored at 3-1/2"
- Calypso Coral: (2) 5-5/8" x 2-7/8"
- Embossed card front cut to: 5-1/2" x 2-3/4"
- Basic White or card back (inside): 5-1/2" x 2-3/4"
- Assemble the card base panels and die cuts with Seal Adhesive & Stampin' Dimensionals.
- Attach Opal Rounds and Pearls.

CARD SET

- Basic White Card Base: 8-1/2" x 5-1/2" scored at 4-1/4"
- Calypso/Pool Party: 5-1/4" x 4"
- Basic White: 5" x 3-3/4"
- Print from the inside of the envelope cut to: 4-7/8" x 3-5/8"
- Embossed card front cut to: 4-7/8" x 1"
- Assemble the card base panels and die cuts with Seal Adhesive & Stampin' Dimensionals.
- Attach Pearls.

Nourish & Flourish Series [Cards 6-8]

Tami White

tami@stampwithtami.com

www.stampwithtami.com




Nourish & Flourish
Kit - 160230




Pool Party 8-1/2" X
11" Cardstock -
122924




Calypso Coral 8-
1/2" X 11"
Cardstock -
122925



Petal Pink 8-1/2" X
11" Cardstock -
146985



Basic White 8-1/2"
X 11" Cardstock -
159276



Opal Rounds -
154289



Stampin' Seal -
152813



Stampin'
Dimensionals -
104430