



Tami White
tami@stampwithtami.com
www.stampwithtami.com



Card 10 in my Side Step Series. See template and video for how to do this fold.

MEASUREMENTS:

- Crumb Cake Card Base: 8-1/2 x 5-1/2"
- Soft Suede Mat (Right): 4" x 2-3/4"
- Soft Suede Mat (Front Step): 2-1/2" x 1"
- Shimmery White (Right): 2-3/4" x 2-1/2"
- Shimmery White (Large Back Step): 2-1/2" x 3"
- Shimmery White (Middle Step): 2-1/2" x 2-1/4"
- Shimmery White (Front Step): 2-3/4" x 1-1/2"
- Window Sheet : 1" x 2"
- Scraps: Shimmery White, Balmy Blue & Early Espresso

INSTRUCTIONS:

- Create Side Step Fold (see template):
On the 5-1/2" side, 3" from the side cut from 1" - 6-1/2".
On the 8-1/2" side, 4-1/4" from the top score in 3".
On the opposite side score 2-1/2" from the end at 1", 2", 3-1/4", 4-1/2" & 6-1/2"
- On scrap shimmery white stamp the following:
Barn - Memento
Horse & Sleigh - Memento
2 pine trees - Memento
Words in Versamark. Pour Copper Emboss powder over the top and heat.
- Color the images. See the color guide.
- Using the Stampin Cut & Emboss Machine cut the following:
All of the colored images with coordinating dies.
Fence from Early Espresso (tip attach espresso to Adhesive Sheet first).
The pond in both Balmy Blue & Versamark (tip attach the Versamark to Adhesive Sheet first this will eliminate the adhesive show through).
Words from the scalloped circle die in the All That die set.
Top of each of the Shimmery White step panels with the snow edglet.
- Assemble the cards with Seal Adhesive & Stampin' Dimensionals. The word circle is attached on Window Sheet strip so it floats.



Christmas Barn [Side Step Series Card 10]


Tami White
tami@stampwithtami.com
www.stampwithtami.com



Christmas Barn
Bundle (English) -
159749



Christmas Barn
Photopolymer
Stamp Set
(English) - 159747



Barn Dies -
159748



Tuxedo Black
Memento Ink Pad -
132708



Versamark Pad -
102283




Shimmery White 8-
1/2" X 11"
Cardstock -
101910




Crumb Cake 8-1/2"
X 11" Cardstock -
120953



Soft Suede 8-1/2"
X 11" Cardstock -
115318



Early Espresso 8-
1/2" X 11"
Cardstock -
119686



Balmy Blue 8-1/2"
X 11" Cardstock -
146982



Vellum 8-1/2" X
11" Cardstock -
101856



Window Sheets -
142314



Cherry Cobbler
Stampin' Blends
Combo Pack -
154880



Real Red Stampin'
Blends Combo
Pack - 154899



Daffodil Delight
Stampin' Blends
Combo Pack -
154883



Old Olive Stampin'
Blends Combo
Pack - 154892



Pool Party
Stampin' Blends
Combo Pack -
154894



Balmy Blue
Stampin' Blends
Combo Pack -
154830



Crumb Cake
Stampin' Blends
Combo Pack -
154882



Soft Suede
Stampin' Blends
Combo Pack -
154906

Christmas Barn [Side Step Series Card 10]

Tami White
tami@stampwithtami.com
www.stampwithtami.com



Night Of Navy
Stampin' Blends
Combo Pack -
154891



Bronze & Ivory
Stampin' Blends
Combo Pack -
154922



Stampin' Blends
Color Lifter -
144608




Metallics
Embossing
Powders - 155555



Heat Tool - 129053



Gingerbread
House Dies -
159718



All That Dies -
159078



Adhesive Sheets -
152334



Stampin' Seal -
152813



Stampin'
Dimensionals -
104430



Christmas Barn [Side Step Series Card 10]

Tami White
tami@stampwithtami.com
www.stampwithtami.com



Side Step Fun Fold TEMPLATE

