

Tami White
tami@stampwithtami.com
www.stampwithtami.com



Cards 1 & 2 in my Side Step Series. See template and video for how to make pop up cards.

MEASUREMENTS:

- Card Base: 8-1/2 x 5-1/2"
- Mat (Left): 4" x 2-3/4"
- DSP (Left): 3-3/4" x 2-1/2"
- Mat (Right Back): 2-1/4" x 1-3/4"
- Mat (Right Middle): 2-1/4" x 1"
- Mat (Right Front): 2-1/4" x 3/4"
- DSP (Right Back): 2" x 1-1/2"
- DSP (Right Middle): 2" x 3/4"
- DSP (Right Front): 2" x 1/2"
- Window Sheet Strips: 2" x 1/2"
- Scraps: Pearlescent, Pacific Point, Bermuda Bay & Basic White

INSTRUCTIONS:

- Create Side Step Fold (see template):
On the 5-1/2" side, 3" from the side cut from 1" - 6-1/2".
On the 8-1/2" side, 4-1/4" from the top score in 3".
On the opposite side score 2-1/2" from the end at 1", 2", 3-1/4", 4-1/2" & 6-1/2"
- Stamp the scroll in Basic Gray and cut out with Paper Snips.
- Stamp the words in Versamark on scrap paper, pour white emboss powder over the top and heat.
- Cut out the words on the Bermuda with Paper Snips.
- Cut the words from the 2nd Smallest Stylish Shapes circle. Pearlescent from the 3rd Smallest..
- On the bottle card I took a matching piece of striped card front 2-1/2" x 1-1/4" and fussy cut a wavy top and layered it over the striped piece with Stampin' Dimensionals. I tucked the bottle under it for the illusion of floating in the water.
- Attach the seagulls and sea horse die cuts to the Window Sheet strips.
- Assemble the cards with Seal Adhesive & Stampin' Dimensionals.
- On the seahorse card I cut up the purple coral and pieced it around the card.
- Attach embellishments.



Sending Good Thoughts [Side Step Series Cards 1 & 2]

Tami White
tami@stampwithtami.com
www.stampwithtami.com



Prepaid Paper Pumpkin
Subscription 1-Month - 137858



VersaMark Pad - 102283



Basic Gray Classic Stampin' Pad - 149165



Window Sheets - 142314



Pearlescent Specialty Paper - 154291




Pacific Point 8-1/2" X 11" Cardstock - 111350



Bermuda Bay 8-1/2" X 11" Cardstock - 131197



Pool Party 8-1/2" X 11" Cardstock - 122924



Basic White 8-1/2" X 11" Cardstock - 159276




Basics Embossing Powders - 155554




Heat Tool - 129053




Waves Dies - 158840



Glossy Dots Assortment - 158827



Stylish Shapes Dies - 159183



Iridescent Rhinestones Basic Jewels - 158130



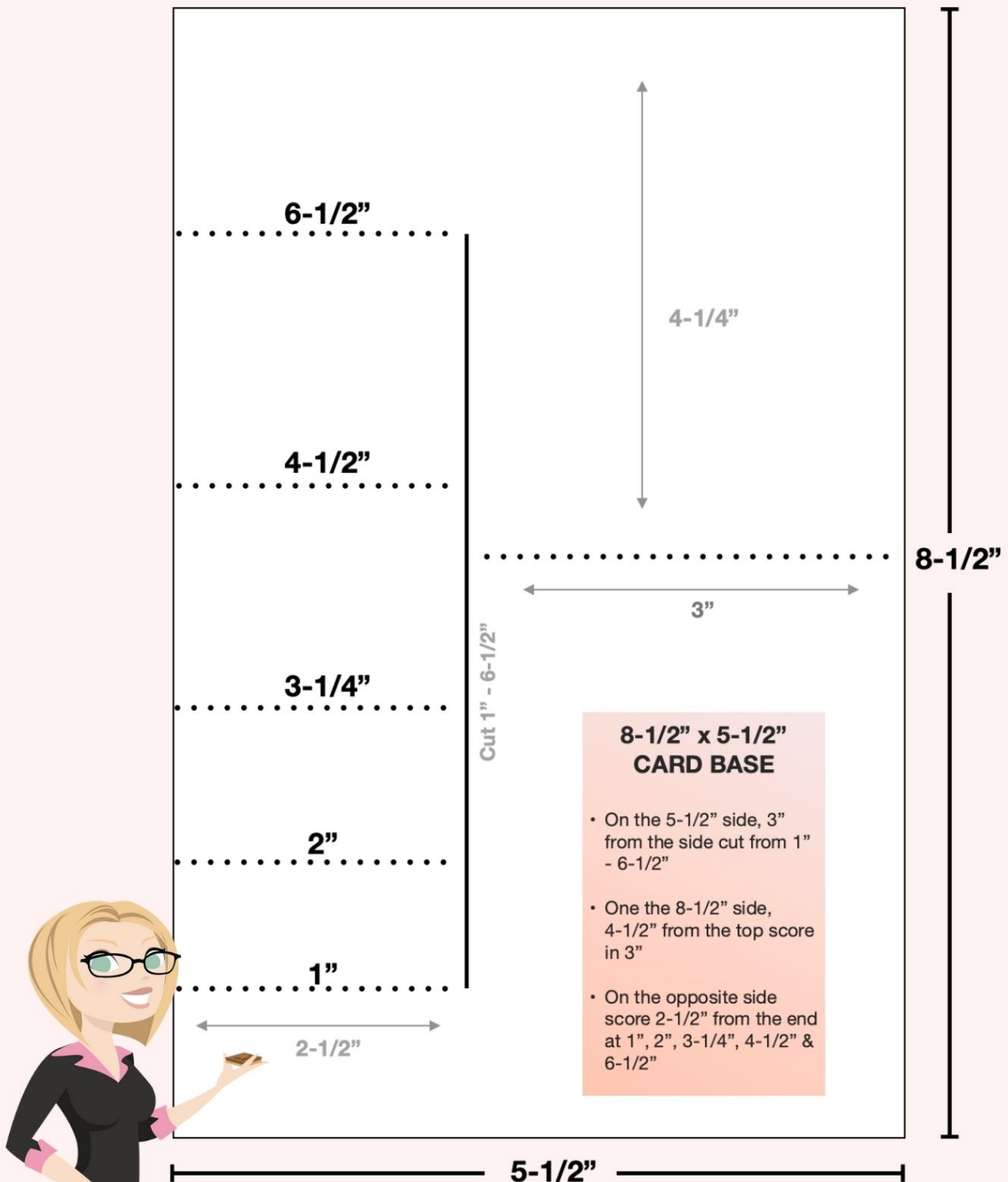
Stampin' Seal - 152813



Stampin' Dimensionals - 104430



Side Step Fun Fold TEMPLATE





Tami White
tami@stampwithtami.com
www.stampwithtami.com

Photos of the
cards from other
angles.

