



Cards 9-11 in my Diamond Easel Series. See the video and template for help with the fold.

LARGE DIAMOND EASEL CARD	SMALL DIAMOND EASEL CARD
<ul style="list-style-type: none"> Large Diamond Easel Card Base: 6" x 6" and 6" x 6-1/2" scored on the long side at 1/2" & 3-1/2" and attached. Mark each end and the 4 sides at 3" Line up the marks and cut into a point on either end. Square (Front Panel): 4-1/4" x 4-1/4" Square Mat: (2) 4" x 4" Square DSP: (2) 3-3/4" x 3-3/4" Mat: 2-1/2" x 2-1/2" cut diagonally DSP: 2-1/4" x 2-1/4" cut diagonally Rectangle Mat: (2) 5-3/4" x 2-3/4" Rectangle DSP: 5-1/2" x 2-1/2" 	<ul style="list-style-type: none"> Small Diamond Easel Card Base: 10" x 5" scored on the long side at 5" & 2-1/2" Mark each end and the 4 sides at 2-1/2" Line up the marks and cut into a point on either end. See the video / template for help. Square (Front Panel): 3-1/2" x 3-1/2" Square Mat: (2) 3-1/4" x 3-1/4" Square DSP: (2) 3" x 3" Mat: 2-1/4" x 2-1/4" cut diagonally DSP: 3" x 3" cut diagonally Rectangle Mat: (2) 4-3/4" x 2-1/4" Rectangle DSP/White: (2) 4-1/2" x 2"

INSTRUCTIONS:

- Stamp the words on Basic Black or Blackberry Bliss scrap in Versamark Ink. Pour white emboss powder over the top and heat emboss.
- Either cut the words out with Paper Snips or cut with die banner.
- Stamp the words in Versamark on black scrap, pour white emboss powder over the top and heat emboss.
- Stamp the animal image on Watercolor Paper in Black Staz On ink.
- Use the water brush and ink pad refills to watercolor the images:
Ducks: Pool Party, Granny Apple Green, Crumb Cake & Mango Melody
Fox: Cajun Craze, Pool Party & Granny Apple Green
- Assemble the cards with Seal Adhesive & Stampin' Dimensionals.
- Attach the embellishments.




He's the Man Diamond Easel Cards 9-11


Tami White
tami@stampwithtami.com
www.stampwithtami.com




He's The Man
Suite Collection
(English) - 159083



He's The Man 12"
X 12" (30.5 X 30.5
Cm) Specialty
Designer Series
Paper - 159068



Rustic Metallic
Adhesive-Backed
Dots - 159082



Soft Succulent 8-
1/2" X 11"
Cardstock -
155776



Smoky Slate 8-1/2"
X 11" Cardstock -
131202



Basic Gray 8-1/2"
X 11" Cardstock -
121044



Early Espresso 8-
1/2" X 11"
Cardstock -
119686



Basic White 8-1/2"
X 11" Cardstock -
159276



Crushed Curry 8-
1/2" X 11"
Cardstock -
131199



Old Olive & Sahara
Sand Twill Ribbon
Combo Pack -
158955



Early Espresso
1/4" (6.4 Mm) Faux
Suede Trim -
152472



Layering Circles
Dies - 151770



Stampin' Cut &
Emboss Machine -
149653



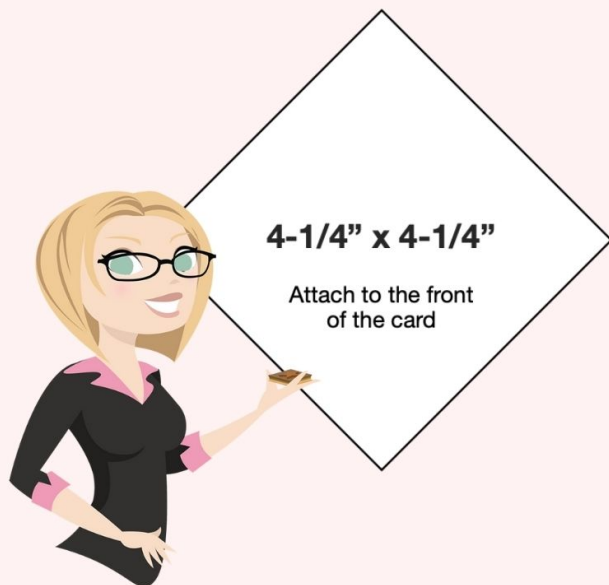
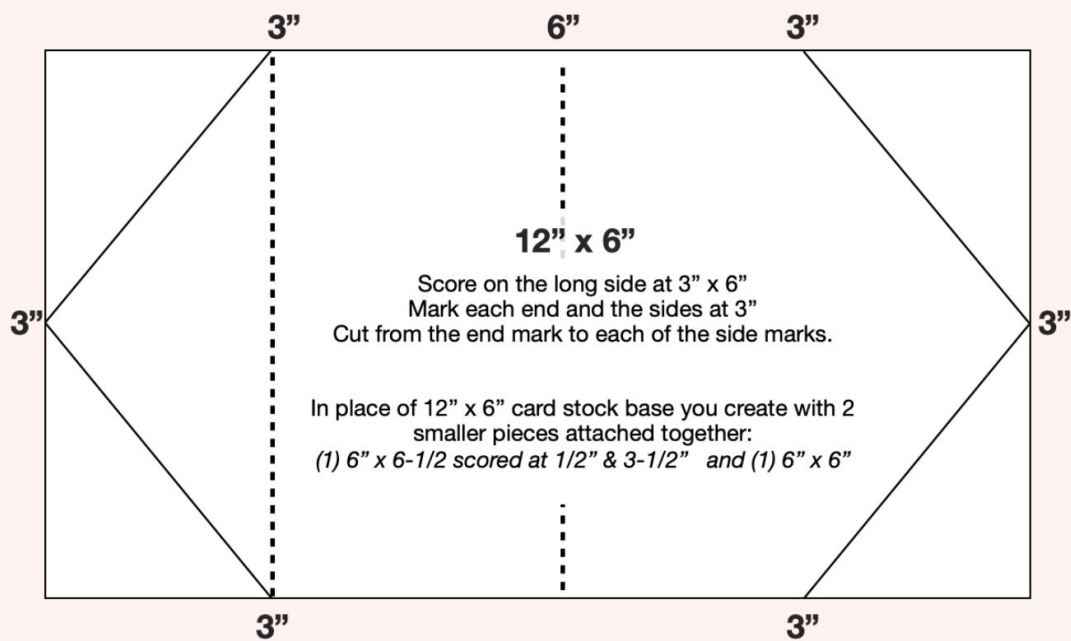
Stampin' Seal -
152813



Stampin'
Dimensionals -
104430

Large Diamond Easel

CARD TEMPLATE



stampwithtami.com

CUTS

SQUARE MAT: (2) 4" x 4"

SQUARE DSP: (2) 3-3/4" x 3-3/4"

MAT: 2-3/4" X 2-3/4" cut diagonally

DSP: 2-1/2" X 2-1/2" cut diagonally

RECTANGLE MAT: (2) 5-3/4" X 2-3/4"

RECTANGLE DSP: (2) 5-1/2" X 2-1/2"

SCAN FOR
VIDEO

