

Tami White
tami@stampwithtami.com
www.stampwithtami.com



Card 4 in my Diamond Easel Series. See the video and template for help with the fold.

MEASUREMENTS & CUTS:

- Blushing Bride Large Diamond Easel Card Base:
6" x 6" and 6" x 6-1/2" scored on the long side at 1/2" & 3-1/2" and attached.
Mark each end and the 4 sides at 3"
Line up the marks and cut into a point on either end.
- Blushing Bride Square (Front Panel): 4-1/4" x 4-1/4"
- Basic White Square Mat: (2) 4" x 4"
- Square DSP: (2) 3-3/4" x 3-3/4"
- Mat: 2-1/2" x 2-1/2" cut diagonally
- DSP: 2-1/4" x 2-1/4" cut diagonally
- Basic White Rectangle: (2) 5-3/4" x 2-3/4"
- Rectangle DSP: 5-1/2" x 2-1/2"
- Scrap: Basic Black, Blushing Bride & Basic White

INSTRUCTIONS:

- Stamp words on the inside with Gray Granite.
- Stamp the words in Versamark on black scrap, pour white emboss powder over the top and heat emboss.
- Cut the words out with Paper Snips.
- Die cut the 2 wreaths. 1 in Blushing Bride and 1 in Basic White.
- Cut the Blushing Bride wreath in half and attach to the back of the black word panel.
- Assemble the cards with Seal Adhesive & Stampin' Dimensionals.
- Attach embellishments Classic Matte Dots.




Gingham Cottage Diamond Easel

Card 4

Tami White
tami@stampwithtami.com
www.stampwithtami.com




Stepping Stones
Cling Stamp Set
(English) - 159036




Subtles 6" X 6"
(15.2 X 15.2 Cm)
Designer Series
Paper - 159255



Blushing Bride 8-
1/2" X 11"
Cardstock -
131198



Basic Black 8-1/2"
X 11" Cardstock -
121045



Basic White 8-1/2"
X 11" Cardstock -
159276




Gray Granite
Classic Stampin'
Pad - 147118



VersaMark Pad -
102283



Basics Embossing
Powders - 155554



Classic Matte Dots
- 158146



Paper Trimmer -
152392



Stampin' Seal -
152813




Black Stampin'
Dimensionals
Combo Pack -
150893



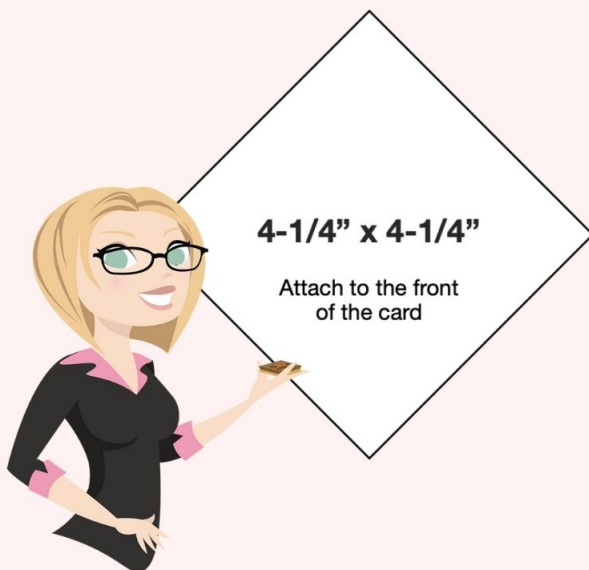
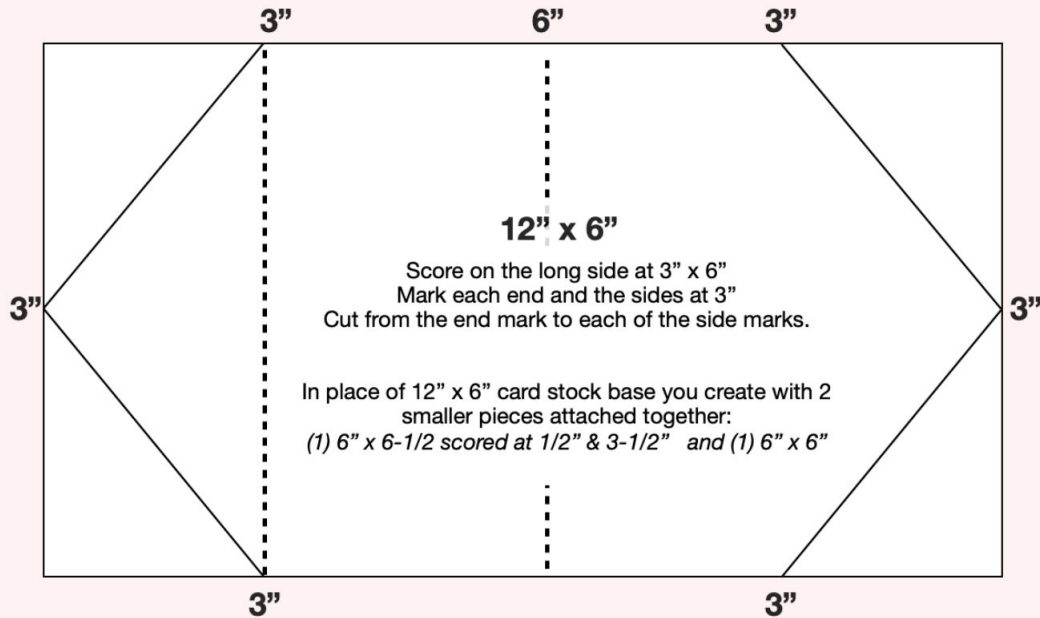
Mini Stampin'
Dimensionals -
144108



Paper Snips
Scissors - 103579



Large Diamond Easel CARD TEMPLATE



stampwithtami.com

CUTS

SQUARE MAT: (2) 4" x 4"
SQUARE DSP: (2) 3-3/4" x 3-3/4"

MAT: 2-3/4" X 2-3/4" cut diagonally
DSP: 2-1/2" X 2-1/2" cut diagonally

RECTANGLE MAT: (2) 5-3/4" X 2-3/4"
RECTANGLE DSP: (2) 5-1/2" X 2-1/2"

SCAN FOR
VIDEO

