

Tami White
tami@stampwithtami.com
www.stampwithtami.com



POP & TWIST CARD tutorial

STAMPWITHTAMI.COM

PANELS

CUTS:

- **Petal Pink Card Base:** 11" x 4 1/4" score at 5 1/2"
- **Panel Strip:** 10" x 3-1/2"
Long Side Score at 2-1/2", 5" & 7-1/2"
- **Pop Out Mechanism:** 8" x 3-1/2"
Short Side Score at 1-3/4"
Long Side mark at 2-1/4" & 5-3/4" (both sides)

- Petal Pink (Front): 5-1/4" x 4"
- Shimmery White (Front): 5" x 3-3/4"
- Calypso Coral (Inside): 5-1/4" x 4"
- Shimmery White (Inside): 5" x 3-3/4"
- Calypso Coral Inside Panels: (4) 3-3/8" x 2-3/8"
- Shimmery White Inside Panels: (4) 3-1/4" x 2-1/4"
- **Scraps:** Shimmery White, Granny Apple Green & Petal Pink

CARD INSTRUCTIONS:


- Using Memento Black ink stamp:
2 birds on Shimmery White scrap
Words on Shimmer White scrap
On the inside 4 panels stamp the words, randomly stamp the birds and splatter stamps.
- Color the birds with the Night of Navy and Balmy Blue Stampin' Blends markers.
- Using the Stampin' Cut & Emboss Machine:
Cut the top Petal Pink panel with the 3rd largest Diorama Die.
Cut out the 2 birds and words using the coordinating dies.
Cut 3 stems from Granny Apple Green (Attached to Adhesive Sheet).
Cut 3 sets of flowers from Petal Pink (Attached to Adhesive Sheet).
- Sponge the bottoms of the petal pink flowers with Melon Mambo ink.
- Score the card base, panels layer and pop out mechanism per the template.
- Attach the stems and flowers to the Shimmery White panels.
- Using Seal Adhesive:
Attach the Shimmery White & Calypso Coral panels to the card base.
Attach the smaller 4 Shimmery White & Calypso Coral panels to the insert strip.
- Attach the birds and label to the card front with Stampin' Dimensionals.
- Using Seal + attach the pop mechanism and 4 panel section per the video/template.
- Attach Iridescent Rhinestones.

Pop & Twist - Soaring Swallows

Tami White
tami@stampwithtami.com
www.stampwithtami.com



Soaring Swallows
Bundle (English) -
157810



Soaring Swallows
Photopolymer
Stamp Set
(English) - 157804




Swallows Dies -
157809



Melon Mambo
Classic Stampin'
Pad - 147051



Tuxedo Black
Memento Ink Pad -
132708



Petal Pink 8-1/2" X
11" Cardstock -
146985



Calypso Coral 8-
1/2" X 11"
Cardstock -
122925



Granny Apple
Green 8-1/2" X 11"
Cardstock -
146990




Shimmery White 8-
1/2" X 11"
Cardstock -
101910



Balmy Blue
Stampin' Blends
Combo Pack -
154830



Night Of Navy
Stampin' Blends
Combo Pack -
154891



Iridescent
Rhinestones Basic
Jewels - 158130



Take Your Pick -
144107



Simply Scored
Scoring Tool -
122334



Stampin' Cut &
Emboss Machine -
149653



Layering Diorama
Dies - 155565



Paper Trimmer -
152392



Stampin' Seal -
152813



Stampin' Seal+ -
149699



Adhesive Sheets -
152334

Pop & Twist - Soaring Swallows

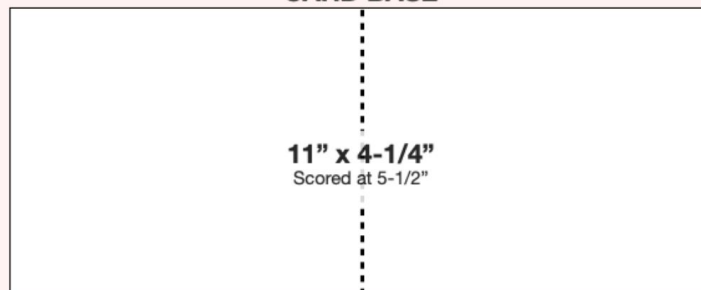
Tami White
tami@stampwithtami.com
www.stampwithtami.com



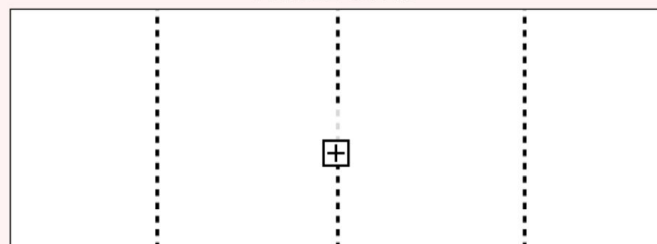
Sponge Daubers -
133773

Pop & Twist Card TEMPLATE

CARD BASE

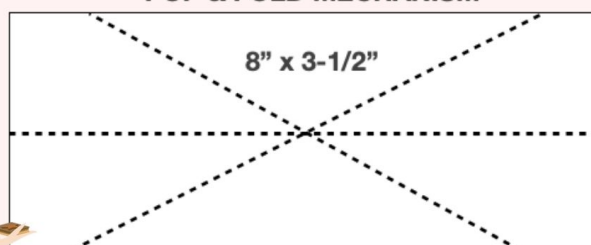


PANEL STRIP



Scored on the long side at
2-1/2", 5" & 7-1/2"

POP & FOLD MECHANISM



Scored on the short side
at 1-3/4"

Mark the long side at
2-1/4" & 5-3/4" on both
sides and score diagonally



stampwithtami.com

SCAN FOR
VIDEO

