



This fold flat Z fold card is an alternate for the January 2022 Paper Pumpkin Kit.

## CUTS

- **Basic Black Card Base:** 11" x 4-1/4" scored at 5-1/2" & 2-3/4"
- **Basic Black Top Panel:** 5-1/2" x 4-1/4"
- **Brushed Metallic Foil:** (2) 5-3/8" x 4-1/8"
- **DSP from the envelope:** 5-1/4" x 4 OR the largest Stitched Rectangle Die
- **Very Vanilla (Inside):** 5-1/4" x 4 OR the largest Stitched Rectangle Die
- **Very Vanilla:** 3rd Smallest Stitched So Sweetly rectangle die
- **Brushed Metallic Foil:** 2nd Smallest Stitched So Sweetly rectangle die
- **Calypso Coral and die cut from the kit:** Smallest Stitched So Sweetly rectangle die

## INSTRUCTIONS

- Stamp the words from the Hugs & Kisses stamp set on the Calypso Coral panel, pour gold heat emboss powder over the top and heat emboss.
- Assemble the 3 Stitched So Sweetly panels with Seal Adhesive.
- Apply Seal Adhesive to the back of the panel wrap the cord around the back and into the Seal, then attach to the DSP panel.
- Finish assembling the card panels with Seal Adhesive.
- Attach Metallic Dots.

# Fold Flat Z Fold Card

Tami White

[tami@stampwithtami.com](mailto:tami@stampwithtami.com)

[www.stampwithtami.com](http://www.stampwithtami.com)




Prepaid Paper  
Pumpkin  
Subscription 1-  
Month - 137858



Kisses & Hugs  
Paper Pumpkin  
Refill - 160219



VersaMark Pad -  
102283



Basic Black 8-1/2"  
X 11" Cardstock -  
121045




Very Vanilla 8-1/2"  
X 11" Cardstock -  
101650



Brushed Metallic  
Cardstock -  
153524



Metallics  
Embossing  
Powders - 155555



Brushed Metallic  
Adhesive Backed  
Dots - 156506




Simply Elegant  
Trim - 155766



Heat Tool - 129053



Rectangle Stitched  
Dies - 151820



Stitched So  
Sweetly Dies -  
151690



Stampin' Cut &  
Emboss Machine -  
149653



Paper Trimmer -  
152392



Stampin' Seal -  
152813