

Tami White
tami@stampwithtami.com
www.stampwithtami.com



CUTS:

- Night of Navy Cardstock - 11" x 4-1/4" scored in half
- Gold Metallic Specialty Paper - 5-1/2" x 4-1/4"
- Window Sheet - 5" x 3-3/4"
- Very Vanilla (Inside) - 5" x 3-3/4"
- Scraps - Very Vanilla, Metallics Foil

CARD INSTRUCTIONS:

- Stamp the 3 kings on Very Vanilla scrap in Versamark. Pour Gold Embossing Powder over the top and heat emboss with Heat Tool.
- Color the king images with Stampin' Write Markers.
- Cut the 3 king images with the coordinating dies.
- Attach Adhesive Sheets to the back Very Vanilla scrap and cut the frame out. Cut the houses dies.
- Attach Adhesive sheet to the frame on the Gold Metallic Specialty Paper, cut the frame out.
- Trim out the Very Vanilla frame and attach over the Metallic Gold cut out frame.
- Using the Starlight Punch cut the Very Vanilla and Metallic Foil.
- Attach the Gold Metallic cut out to the window sheet.
- Attach Foam Strips around the back of the window making sure there are no gaps.
- Place sequins in the middle of the Night of Navy card base, then attach the top panel with the Foam Strips.
- Attach the 3 kings with Stampin' Dimensionals.
- Attach the buildings to the card base.
- Attach the 2 stars together with Mini Glue Dot, then attach to the card base with Stampin' Dimensionals.

Tip: If you need some help assembling the shaker portion, check out my video [here](#).

Christmas Shaker Cards Tutorial

Tami White
tami@stampwithtami.com
www.stampwithtami.com



Great Tidings
Bundle - 156382

Add to Cart



Great Tidings Cling
Stamp Set -
156347

Add to Cart



Wise Men Tidings
Dies - 156381

Add to Cart



Starlit Punch -
156380

Add to Cart



Gold & Rose Gold
6" X 6" (15.2 X
15.2 Cm) Metallic
Specialty Paper -
156844

Add to Cart




Window Sheets -
142314

Add to Cart




Pearlescent
Specialty Paper -
154291

Add to Cart



Brushed Metallic
Cardstock -
153524

Add to Cart



Night Of Navy 8-
1/2" X 11"
Cardstock -
100867

Add to Cart



Very Vanilla 8-1/2"
X 11" Cardstock -
101650

Add to Cart



VersaMark Pad -
102283

Add to Cart



Metallics
Embossing
Powders - 155555

Add to Cart




Regals Stampin'
Write Markers -
147155

Add to Cart



Brights Stampin'
Write Markers -
147157

Add to Cart

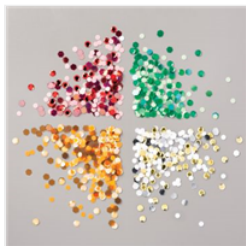


Subtle Shimmer
Sequins - 156407

Add to Cart


Christmas Shaker Cards Tutorial

Tami White
tami@stampwithtami.com
www.stampwithtami.com



Sequins For Everything - 153556

Add to Cart



Mini Glue Dots - 103683

Add to Cart



Adhesive Sheets - 152334

Add to Cart



Stampin' Dimensionals - 104430

Add to Cart



Stampin' Cut & Emboss Machine - 149653

Add to Cart



Paper Snips Scissors - 103579

Add to Cart



Paper Trimmer - 152392

Add to Cart



Heat Tool - 129053

Add to Cart



Foam Adhesive Strips - 141825

Add to Cart